

2211000620

IP DECT Base Station

IP Base Station for KWS6500

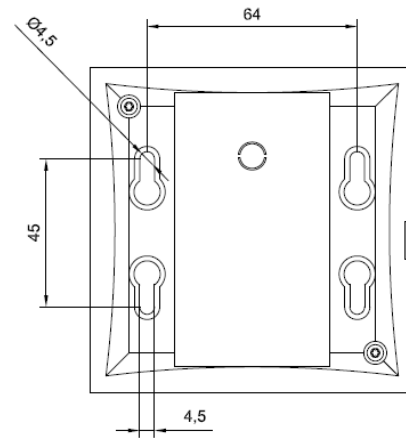
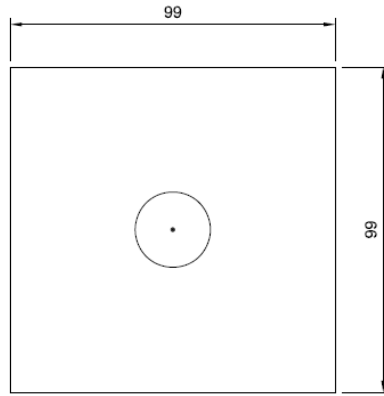
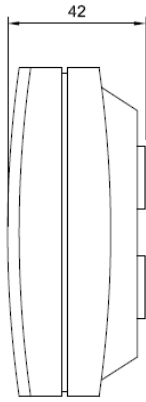
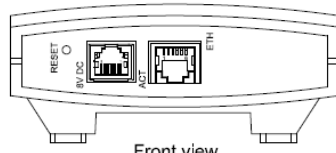


Description

The IP DECT Base station has the following key features:

- ✓ Certified for use under Marine EMC requirements
- ✓ Fast and easy installation
- ✓ Powered from the PoE enabled LAN network or from external power supply (not included)
- ✓ 12 simultaneous traffic channels (32 Kbit/s)
- ✓ Interoperates with all Spectralink DECT Servers
- ✓ Connect an external antenna to extend the coverage
- ✓ Base station radio coverage between 20 and 200 m

Technical Dimensions



Specifications

GENERAL

Size	100 x 100 x 38 mm
Weight	0.12 kg
Operating temperature	-10 to 40°C
Power supply	PoE or optional external power supply (item no 2211100225)
Typical power consumption	2W
Number of speech channels	12
RF Output	20 to 24 dBm at antenna connection
Typical range	Indoor: 20-50 m, Outdoor: up to 300 m
Frequency Range	EMEA 1880-1900 MHz

PRODUCT VARIANTS

2211000630	IP DECT base PoE for KWS6x00 with 100m leaking cable
------------	--

ACCESSORIES

2211100225	Local power supply for IP DECT 400 server and IP DECT base station
------------	--

Used With



KWS6500

IP DECT Server for 30
users, including software
licence