

1008095201

## IP-LCM-A

IP Line Expansion Module with Inputs/Outputs



- ✓ 8 relay outputs
- ✓ 8 control inputs
- ✓ Robust push-in connectors for cables up to 1.5 mm<sup>2</sup>/ 16 AWG (2.5 mm<sup>2</sup>/ 14 AWG without ferrules)
- ✓ Audio in/out for interfacing to other systems
- ✓ Device powered via the TKIS-2 kit using PoE or local power
- ✓ All TKIS-2 features available



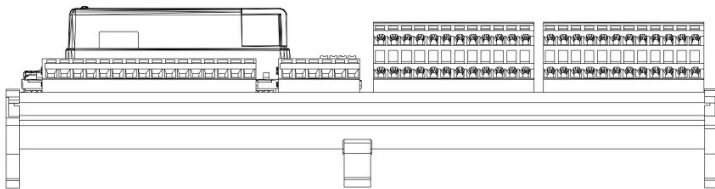
## Description

The IP-LCM enables easy control of auxiliary devices and integration to other systems

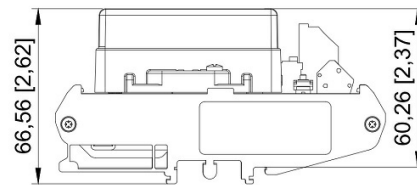
The IP-LCM is an IP Line Expansion module to the TKIS-2 that adds high power relays and robust control inputs to the kit without extra wiring. DIN-rail mounting allows for a flexible I/O device that reduces the amount of wiring for I/O inside racks and other systems. The large robust connectors enables connections to external cabling without adding extra terminals and have been especially chosen to enable quick and easy connection of such systems.

## Technical Dimensions

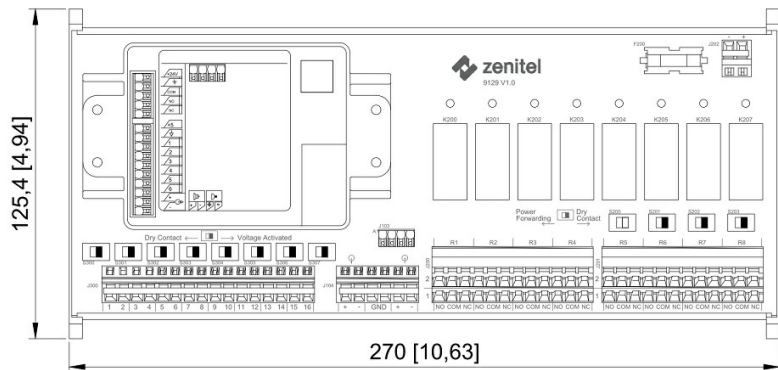
### FRONT VIEW



### LEFT VIEW



### TOP VIEW



Zenitel and its subsidiaries assume no responsibility for any errors that may appear in this publication, or for damages arising from the information therein. Zenitel products are developed and marketed by Zenitel. The company's Quality Assurance System is certified to meet the requirements in NS-EN ISO 9001. Zenitel reserves the right to modify designs and alter specifications without notice.

ZENITEL PROPRIETARY. This document and its supplementing elements, contain Zenitel or third party information which is proprietary and confidential. Any disclosure, copying, distribution or use is prohibited, if not otherwise explicitly agreed in writing with Zenitel. Any authorized reproduction, in part or in whole, must include this legend; Zenitel – All rights reserved.

# Specifications

## MECHANICAL

HxWxD	125.4mm x 270.5mm x 66.6mm
Mounting	Protected area, DIN-Mountable

## ENVIROMENTAL

Operational Temperature	-40°C to + 70°C
Storage Temperature	-40°C to + 70°C
Ingress Protection (IP)	N/A
Impact Protection (IK)	N/A

## ELECTRICAL (VIA TKIS-2)

Power options	PoE and/or external power supply
PoE (power over Ethernet)	IEEE 802.3af standard, Class 0 (0.44W to 12.95 W)
External power supply	24 VDC (16 – 48 V)
Power consumption	Idle 1.8W, max 12W

## CONNECTORS

Control Input	Push in
- without ferrule	0.5mm-2.5mm / 20 AWG - 14 AWG
- with ferrule with plastic/metal collar	0.75mm-1.5mm / 18 AWG - 16 AWG
Output relays	Push in
- without ferrule	0.5mm-2.5mm / 20 AWG - 14 AWG
- with ferrule with plastic/metal collar	0.75mm-1.5mm / 18 AWG - 16 AWG
Ethernet	RJ45
All other connectors on TKIS-2	Tool less, spring loaded, vibration proof terminals

## CONTROL OUTPUTS

Number of Control outputs	8
Relay outputs	DPDT (NO, NC, COM)
Switched voltage	< 250VAC Rated (400VAC Max - NOTE! lower rating on Relay 5-8 contact set #1)
Switched Load	< 2000 VA max
Switching Current	< 8A rated (12A max 1s)

#### CONTROL INPUTS

Robust control input	8
Type	Closing contact or active input
Closing contact / Dry contract	12V
Active input	5Vdc - 48Vdc

#### GENERAL PURPOSE INPUT OUTPUT

Number	6 (configurable)
Connectors	Tool less, spring loaded, vibration proof terminals
Output	12mA as LED drivers

#### AUDIO LINE INPUT

Nominal input level	1 VRMS
Input impedance	10 k $\Omega$
Frequency response	200 Hz to 18 kHz $\pm$ 3 dB

#### AUDIO LINE OUTPUT

Nominal output level	1 VRMS
Frequency response	200 Hz to 18 kHz $\pm$ 3 dB

## Used With



#### TKIS-2 Audio Intercom Kit

VoIP Intercom Module