



2990000066

## Power supply 100-240VAC/48VDC 5A

Switched-mode power supply, 1-phase, 48 VDC output voltage, 5A current

- ✓ Model: Wago 787-1633
- ✓ Switched-mode power supply
- ✓ Natural convection cooling when horizontally mounted
- ✓ Enclosed for use in switchgear cabinets
- ✓ Contact (DC O K)
- ✓ Suitable for both parallel and series operation
- ✓ Electrically isolated output voltage (SELV) per EN 60950-1/UL 60950-1 PELV per EN 60204
- ✓ DNV approval - EMC location class B only in conjunction with the filter 787-980


---

### Description


- ✓ Switched-mode power supply
- ✓ Natural convection cooling when horizontally mounted
- ✓ Enclosed for use in switchgear cabinets
- ✓ Contact (DC O K)
- ✓ Suitable for both parallel and series operation
- ✓ Electrically isolated output voltage (SELV) per EN 60950-1/UL 60950-1 PELV per EN 60204
- ✓ DNV approval - EMC location class B only in conjunction with the filter 787-980

### Technical Dimensions

RIGHT VIEW



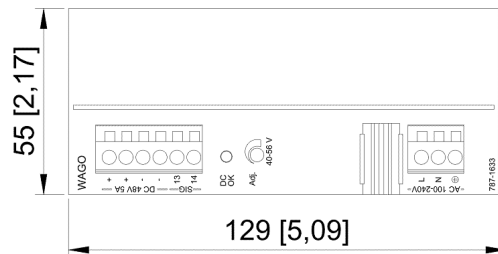
FRONT VIEW



LEFT VIEW



TOP VIEW



# Specifications

## INPUT

Phases	1
Nominal input voltage	100 to 240 VAC
Input voltage range	85 to 264 VAC; 120 to 372 VDC
Input voltage derating	-2.5 %/V (< 100 VAC)
Input current	≤ 1.25 A (230 VAC); ≤ 2.74 A (100 VAC)
Discharge current	≤ 1 mA
Inrush current	≤ 30 A
Power factor correction (PFC)	Active
Mains failure hold-up time	≥ 21 ms (230 VAC); ≥ 21 ms (100 VAC)

## OUTPUT

Nominal output voltage	48 VDC (SELV)
Output voltage range	40 to 56 VDC (adjustable)
Factory preset	48 VDC
Nominal output current	5 A (48 VDC)
Nominal output power	240 W
Residual ripple	≤ 30 mV (peak-to-peak)

## SIGNALING AND COMMUNICATION

Signaling	1 x LED DC OK (green); 1 x DC OK contact (make contact; max. 30 V AC/DC, 1 A)
Operation status indicator	LED green

## EFFICIENCY

Power loss	≤ 7W (230 VAC; no load); ≤ 40.8W (230 VAC; nominal load)
Max. power loss	≤ 26.5W (100 VAC / 48 VDC; 5 A)
Efficiency	≥92%

## FUSE PROTECTION

Internal fuse	T 6.3 A / 250 VAC
External fuse (required)	External DC fuse required for DC input voltage
External fuse (recommended)	Circuit breakers 10 A, 16 A, characteristic: B or C

## GENERAL

Dimensions (WxHxL)	55mmx127mmx172mm
Weight	930 g
Type of mounting	DIN-35 rail
Protection class	I
Degree of protection	IP20

## ENVIRONMENTAL

Operating Temperature	-25 to 70 °C
Storage Temperature	-25 to 85 °C
Relative humidity	5-96 % (no condensation permissible)
Derating	-5 %/K (> 60° C, 196 to 264 VAC); -2.5 %/K (> 50° C, 85 to 195 VAC)

## STANDARDS

Conformity marking	CE
Standards/specifications	EN 60950-1; EN 61204-3; EN 60335-1; UL 60950-1; UL 508; GL

## Accessories



### PSU-FLT

AC Filter, DIN, 1-Phase, max.  
250VAC/10A

Item Number: 1015818

## Used With

SPARE PART



### FCDC2

Flowire Ethernet Converter - non-PoE  
This product has been replaced by 1008080310 FCDC3  
Flowire Ethernet Converter

Item Number: 1008080210



### FCDC3

Flowire Ethernet Converter - DC  
Voltage

Item Number: 1008080310