

1023102420

ENA2400-AC2

Exigo Network Amplifier 2 x 400W AC



- ✓ 2x 400 watt continuous GA power
- ✓ Power efficient class D technology
- ✓ Powered by 100- 240 VAC
- ✓ Redundant Ethernet connections
- ✓ Digital audio processing
- ✓ Loudspeaker line monitoring
- ✓ Input for backup amplifier
- ✓ Tick tone generator
- ✓ 3 configurable control outputs
- ✓ 2 configurable control inputs
- ✓ One Channel Mode / Bridging outputs

Onboard communication  Exigo

Description

The Exigo Network Amplifier is designed for use in marine, offshore and other demanding environments. The amplifier utilizes state-of-the-art class D amplifier technology to ensure high power efficiency and superb audio quality.

The Exigo Network Amplifier is part of the Exigo PA/GA system, which is based on standard Ethernet network and digital processing. Each amplifier has two network connections, allowing for redundant cabling between the amplifier and the network. Using standard network equipment also allows for a much wider selection of standard network equipment.

The digital audio processing and maintenance of the amplifier is done with the embedded CPU and DSP. These

components allow the amplifier to do advanced audio processing such as automatic gain control and equalizing while also maintaining a robust connection to the system controllers.

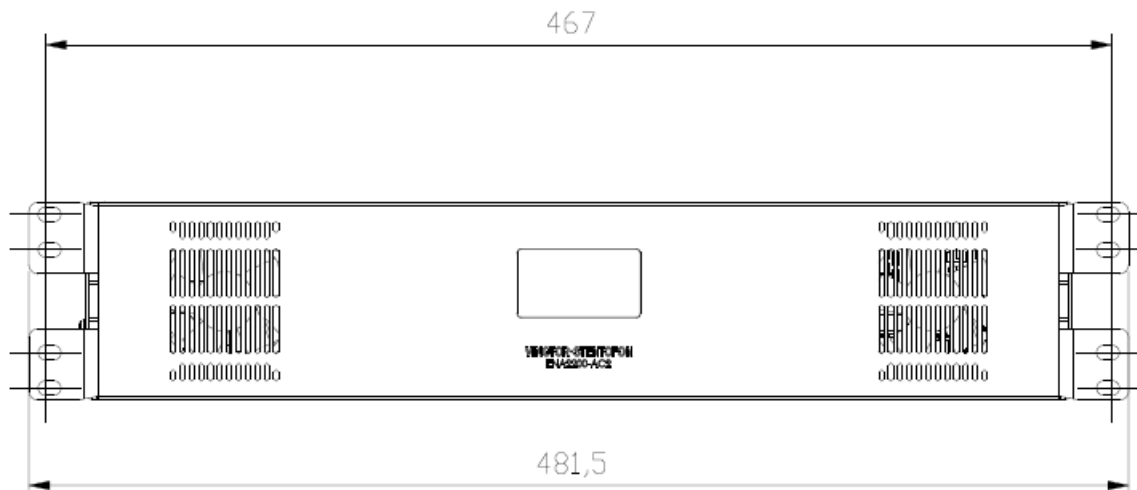
The complete amplifier is self-monitoring and this includes advanced monitoring of the speaker lines and internal system. The audio output channels can be monitored for line faults such as shorts, ground faults and large load changes. The amplifier also monitors control inputs, power supplies, temperature, network connections and every other components required for operation of essential services. Faults will be reported to the system controller, but will also be indicated locally on the amplifier.


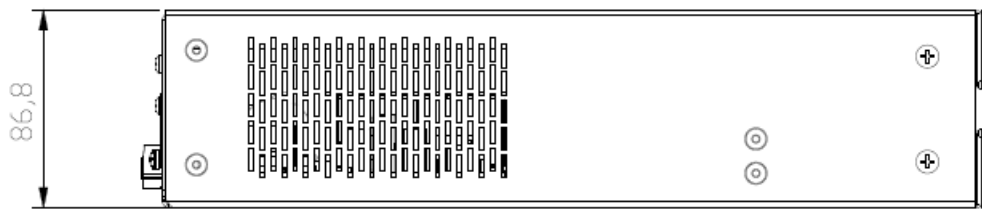
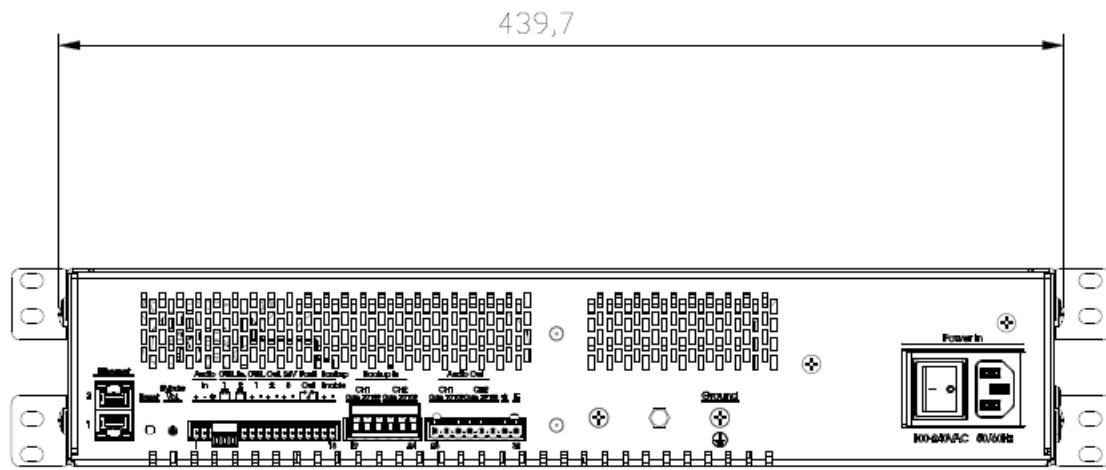
Amplifier supports "One Channel Mode". When "One Channel mode" is activated, the two loudspeaker channels will play identical audio, and the audio will be in phase.

One can then choose to use two separate loudspeaker loops, each with maximum 400W, or one can bridge* the two output channels, and use one loudspeaker loop with up to 800W load. *) Note: Speaker line surveillance not supported in bridged outputs setup.

The amplifier's configurable control inputs/outputs and audio input can be used locally by the amplifier or can be controlled by the system (e.g. audio input for background music). The audio line input can also be configured in a Hardware Bypass mode where audio on the line input will be forwarded to the 100V channels directly, even when no server is available. This allows for additional redundancy and functions to be built around this amplifier.

Technical Dimensions





Specifications

MECHANICAL

Dimensions (HxWxD)	87 x 482 x 372 mm / 2HU
Weight	13.5 kg
Shipping Weight	15 kg
Mounting	19" Rack, 2HU
Color	Black

USER INTERFACE

LED Indicators	Power, Amp Fault, Line Fault, Gnd Fault, 2x LED VU meter
----------------	--

ENVIRONMENTAL

Operating temperature	-15 °C to +55 °C
Operating humidity	15% to 95% (non- condensing)
Storage temperature	-40°C to +70°C
Storage humidity	10% to 95% (non- condensing)
Air pressure	700 hPa to 1300 hPa
IP rating	IP-20

ELECTRICAL

Connector

Supply voltage** 100 – 240 VAC, 47-63
Hz

Inrush current Max 25A

Power consumption* 1000W (Minimum 35W,
maximum 1300W)

* Power consumption
under rated conditions
on outputs, all control
I/O activated

** Power cord not
included

AUDIO OUTPUTS

Output power 2 x 400 Watt GA power,
(100V/70V) continuous @ 55 °C

Output line 100 volt, 70 volt

Frequency response 200 Hz to 19 kHz ± 3 dB

Audio codec G711, G722, PCM
L16/48kHz

SNR >80 dB

THD < 0.5% @ 1 kHz

Rated load resistance 100V: 25 Ω 70V: 12,5 Ω

Rated load capacitance 470 nF

NETWORK

Ethernet	2 x 10BASE-T, 100BASE-TX, Auto negotiation, Auto MDIX
Protocols	Protocols IPv4 (with DiffServ), TCP, UDP, HTTPS, TFTP, RTP, DHCP, SNMP, STENTOFON CCoIP® , NTP
LAN Protocols	VLAN(IEEE 802.1pq), Network Access Control (IEEE 802.1x), STP (IEEE 802.1d)
Management and operation	HTTP/HTTPS (Web configuration) DHCP and static IP Remote automatic software upgrade Centralized monitoring

LINE INPUT

Frequency response	100 Hz – 20 kHz
Audio codec	G711, G722, PCM L16/48kHz
Nominal input level	100 mVRMS – 1 VRMS
SNR	>80 dB
CMRR	>130 dB
Input impedance	14 k Ω

CONTROL INPUTS AND CONTROL OUTPUTS

Control Inputs	2
Type	Closing contact, monitored
Control Outputs	3
Type	24 VDC \pm 10%, 200 mA, monitored
Fault relay	1
Fault relay outputs: (NO, COM, NC)	Max recommended levels: 100VDC/0.4A, 24VDC/3A, 125VAC/3A
Backup amplifier input	enable / disable

CERTIFICATIONS

Immunity	EN 60945, EN 61000-6- 1, EN 61000-6-2
Emissions	EN 60945, EN 61000-6- 3, EN 61000-6-4