


2810010110

CAB15F-V2

Floor cabinet 19" 15HU 600x600x800mm fixed frame



- ✓ Front & rear metal door
- ✓ Front door handle: CAB-DH-K
- ✓ Rear door handle: CAB-DH-K
- ✓ Including 4x eyebolts for crane transportation
- ✓ Doors hinged on the right, may be swapped to the left
- ✓ Base/plinth not included, can be ordered separately

Description

Our all-new series of multi-use cabinets are designed to be used in a marine environment. This floor-mounted 15HU cabinet is perfect for installing our 19" system components to create a complete system for your installation.

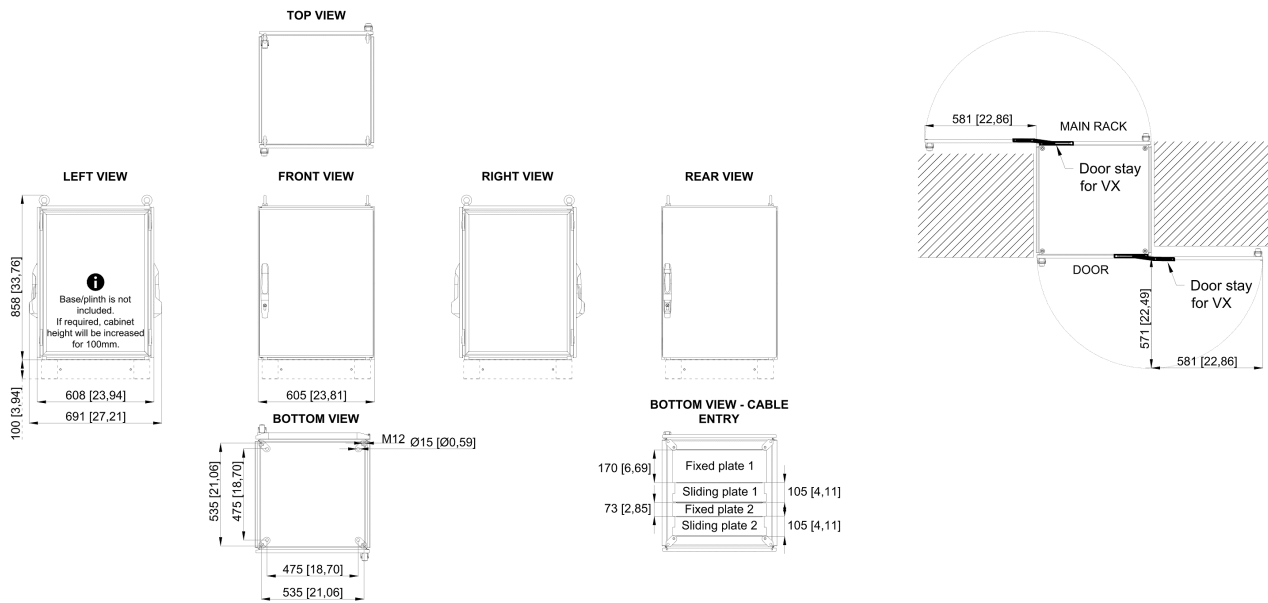
The cabinet comes with a front & rear metal door that is hinged on the right, and it can be swapped to the left if needed. Cabinet variant 15HU, 600 wide and 600 deep. Internal 19-inch fixed frame for up to 15HU. Includes the choice of DIN rail mounting in the bottom, prepared for optional power switch-over modules and terminals. Comes prepared with chassis ground.

This cabinet is suitable for:

- ✓ Radio
- ✓ LAN
- ✓ CCTV
- ✓ IPTV
- ✓ DECT
- ✓ Paging
- ✓ Masterclock

Technical Dimensions

CABINET TECHNICAL DATA	
MODEL:	CUSTOM RITTAL VX 5325.190
COLOR:	RAL 7035
BASE WEIGHT:	95kg (210lbs)
BASE/PLINTH:	NO
VENTILATION:	NONE (DEFAULT)
FRONT DOORS:	METAL
REAR DOORS:	METAL
DOOR HANDLE:	DOOR HANDLE W/ KEY-LOCK (DEFAULT)



Specifications

GENERAL

Dimensions (WxDxH)	605x691x858mm
Color	RAL 7035
Material	Steel
Ingress grade	IP55, final grade depending on ventilation unit
Mounting	Floor mounted
Cable inlet	Bottom (top available on request)
Environmental Condition	Protected

Accessories



CAB-DH-K

Door handle with key-lock for CABxx



CAB-DH-P

Door handle with push-button for CABxx



CAB-DH-PP

Door handle with push-button & pad-lock for CABxx



CAB-AVIP55-115

Active IP55 ventilation for CABxx, 133 mm height, 115 VAC





CAB-AVIP55-230

Active ventilation unit IP55 for CABxx, 133mm height, 230VAC



CAB-AVT-115-230

Active ventilation for CABxx with glass door, 115-230VAC



CAB-LED

CABxx LED System light w/sensor 100-240VAC, w/connection cable



CAB-CE-M

Cable entry gland 14xM25/32




CAB-CE-L

Cable entry gland
2xM25/32/40, 1xM32/40/50,
2xM40/50/160



CAB-CE-S

Cable entry gland w/sealing membranes Ø7 to 26mm



CAB-BASE-66

Base / plinth for 600x600mm cabinets