

2810011008

CAB-SHLF2L Component shelf 2HU

Component Shelf




- ✓ Carbon Steel
- ✓ Spray-finished, RAL 7035
- ✓ 25 kg surface load static
- ✓ EAN 4028177187214

Description


CAB-SHLF2L Component shelf 2HU, fixed, for mounting on a 482.6 mm (19") mounting level. The load capacity is 25 kg.

Technical Dimensions

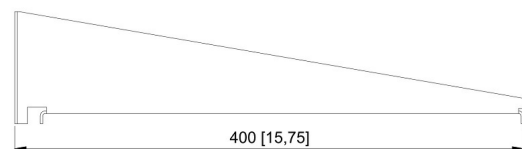
TOP VIEW



FRONT VIEW



SIDE VIEW



Specifications

GENERAL

Material	Carbon Steel
Surface Finish	Spray-finished
Color	RAL 7035
Dimensions	Height units: 2U
	Width: 482.6 mm (19")
	Depth: 400 mm (16")
Load Capacity	25 kg surface load static
Weight/packaging unit	3 kg (6.6 lb.)