

1023102110

ENA2100-AC2

Exigo Network Amplifier 2 x 100W AC



- ✓ 2x 100 watt continuous GA power
- ✓ Power efficient class D technology
- ✓ Powered by 100-240 VAC
- ✓ Redundant Ethernet connections
- ✓ Digital audio processing
- ✓ Loudspeaker line monitoring
- ✓ Input for backup amplifier
- ✓ Tick tone generator
- ✓ 3 configurable control outputs
- ✓ 2 configurable control inputs
- ✓ One Channel Mode / Bridging outputs

 Public Address  SIP

Description

The Exigo Network Amplifier (ENA), housed in a compact 2U 19" chassis, is specifically designed for use in marine, offshore, transportation and other demanding environments. Employing state-of-the-art class D amplifier technology ensures both high power efficiency and exceptional audio quality. With two network connections per amplifier, redundant cabling is facilitated, and compatibility with standard network equipment widens the range of options.

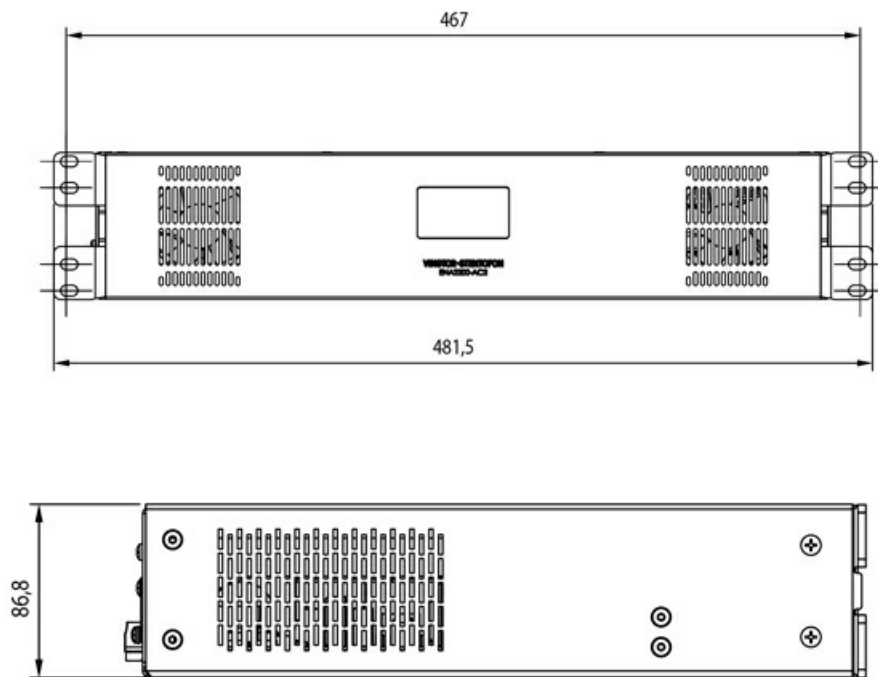
ENA models can function in three modes. In ICX-AlphaCom mode they add decentralized PA for Paging and operational broadcast functions to our Intercoms solution. In SIP mode they serve as a straightforward and cost-effective Public Address amplifier for use with IP-based audio platforms. Exigo mode is tailored to our Marine and Energy markets for robust fully-networked PA/GA systems. In all modes Digital audio processing and maintenance are handled by the embedded CPU and DSP, enabling advanced audio processing capabilities like automatic gain control and configurable equalization over IP and at the amplifier.

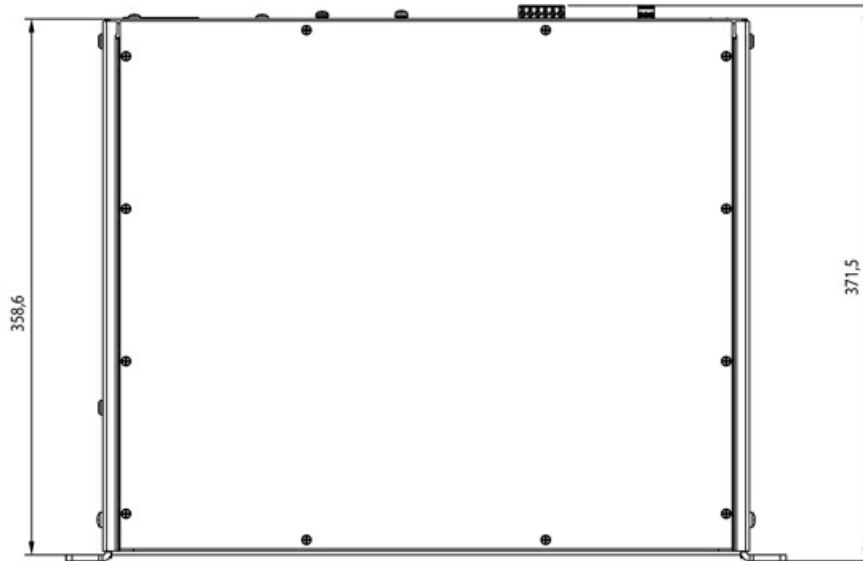
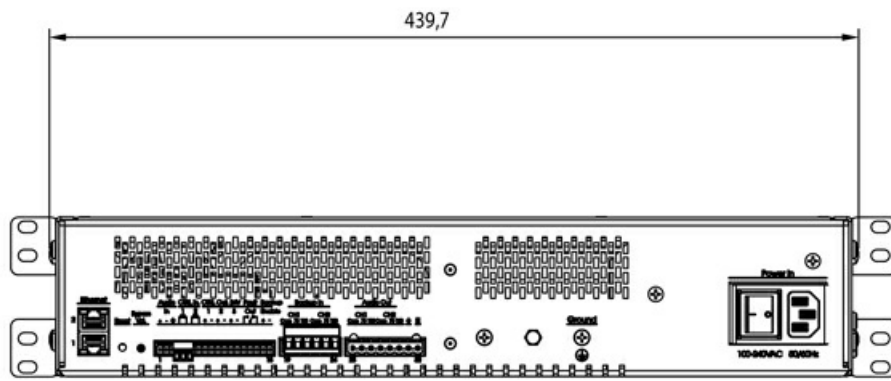
ENA incorporates comprehensive self-monitoring, surveying speaker lines, control inputs, power supplies, temperature, network connections, and critical operational processes. All speaker lines can with amplifiers built-in circuitry and software be monitored for line faults, including shorts, ground faults, and significant load changes. Faults are reported to the EXIGO system controller or via SNMP and are locally indicated on the amplifier.

The amplifier features "One Channel Mode," where the two loudspeaker channels play identical audio in phase. Furthermore, the two amplifier channels can be bridged to provide a single 200W load. In "Two Channel Mode" the amplifier allows for the use of two separate loudspeaker circuits with sperate broadcasts, each with a maximum 100W output.

Configurable control inputs/outputs and audio inputs can be utilized locally or controlled by the system, such as using audio input for background music. The audio line input can also be configured in a Hardware Bypass mode, forwarding audio to the 100V channels even without a server available, adding redundancy and flexibility to the amplifier's functionality.

Technical Dimensions





Specifications

MECHANICAL

Dimensions (HxWxD)	87 x 482 x 372 mm / 2HU
Weight	10.7 kg
Shipping Weight	12 kg
Mounting	19" Rack, 2HU
Color	Black

USER INTERFACE

LED Indicators	Power, Amp Fault, Line Fault, Gnd Fault, 2x LED VU meter
----------------	--

ENVIRONMENTAL

Operating temperature	-15 °C to +55 °C
Operating humidity	15% to 95% (non- condensing)
Storage temperature	-40°C to +70°C
Storage humidity	10% to 95% (non- condensing)
Air pressure	700 hPa to 1300 hPa
IP rating	IP-20

ELECTRICAL

Connector

Supply voltage** 100 – 240 VAC, 47-63 Hz

Inrush current Max 15A

Power consumption* 300W (minimum 35W, maximum 425W)

* Power consumption under rated conditions on outputs, all control I/O activated

** Power cord not included

AUDIO OUTPUTS

Output power (100V/70V) 2 x 100 Watt GA power, continuous @ 55 °C

Output line 100 volt, 70 volt

Frequency response 200 Hz to 19 kHz ± 3 dB

Audio codec G711, G722, PCM L16/48kHz

SNR >80 dB

THD < 0.5% @ 1 kHz

Rated load resistance 100V: 100 Ω 70V: 50 Ω

Rated load capacitance 470 nF

NETWORK

Ethernet	2 x 10BASE-T, 100BASE-TX, Auto negotiation, Auto MDIX
Protocols	Protocols IPv4 (with DiffServ), TCP, UDP, HTTPS, TFTP, RTP, DHCP, SNMP, STENTOFON CCoIP® , NTP
LAN Protocols	VLAN(IEEE 802.1pq), Network Access Control (IEEE 802.1x), STP (IEEE 802.1d)
Management and operation	HTTP/HTTPS (Web configuration) DHCP and static IP Remote automatic software upgrade Centralized monitoring

LINE INPUT

Frequency response	100 Hz – 20 kHz
Audio codec	G711, G722, PCM L16/48kHz
Nominal input level	100 mVRMS – 1 VRMS
SNR	>80 dB
CMRR	>130 dB
Input impedance	14 k Ω

CONTROL INPUTS AND CONTROL OUTPUTS

Control Inputs	2
Type	Closing contact, monitored
Control Outputs	3
Type	24 VDC \pm 10%, 200 mA, monitored
Fault relay	1
Fault relay outputs: (NO, COM, NC)	Max recommended levels: 100VDC/0.4A, 24VDC/3A, 125VAC/3A
Backup amplifier input	enable / disable

CERTIFICATIONS

Immunity	EN 60945, EN 61000-6- 1 , EN 61000-6-2
Emissions	EN 60945, EN 61000-6- 3, EN 61000-6-4
Safety	EN / UL 62368-1
Rail Applications	EN 50121-4