

2990000042

## PROMAX-180-24

Power supply 100-240VAC/24VDC 7,5A



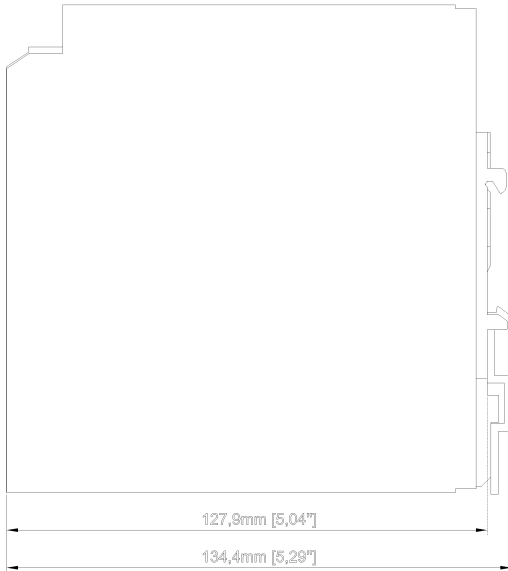
- ✓ High-performance 180 W switch-mode power supply with stable 24 VDC output
- ✓ Handles continuous overload up to 20% and peak loads up to 300% for demanding applications
- ✓ High efficiency of up to 91.5%, reducing energy consumption
- ✓ Flexible input voltage range (85–277 VAC / 80–370 VDC) for global applications
- ✓ Advanced protection features including short-circuit, overload and reverse voltage protection
- ✓ Adjustable output voltage via front-mounted potentiometer
- ✓ DIN rail mounting
- ✓ DNV approved

### Description

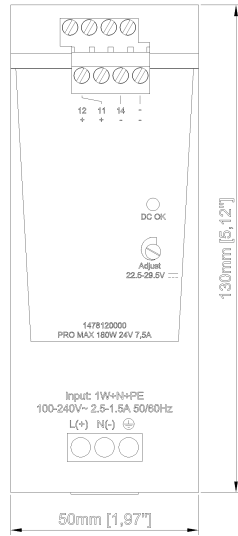
The PROMAX-180-24 is a high-performance switched-mode power supply designed for demanding industrial applications. It delivers a reliable 24 VDC output with a power rating of 180 W, ensuring stable operation even under dynamic load conditions. With its compact design and high efficiency, it optimizes space and reduces energy consumption in control cabinets. The unit features robust construction, wide temperature tolerance, and excellent overload capacity for maximum reliability.

### Technical Dimensions


SIDE VIEW




FRONT VIEW



REAR VIEW



TOP VIEW



# Specifications

## GENERAL

Input Voltage Range (AC)	100-240 VAC
Input Voltage Range (DC)	80-370 VDC
Input Frequency Range (AC)	45-65 Hz
Current Consumption	1 A @ 230VAC / 2 A @ 120 VDC (in relation to the input voltage)
Inrush Current	max. 15 A
Nominal Power Consumption	196.7 VA
Output Power	180 W
Rated Output Voltage	24 VDC $\pm$ 1 %
Output Voltage Range	22.5-29.5 VDC (adjustable via potentiometer)
Nominal Output Current	7.5 A @ 60 °C (for UNominal)
Efficiency	91.5%
Protection Degree	IP20
Installation	Horizontal on TS35 mounting rail
Input Fuse (internal)	Yes
Recommended Back-up Fuse	10 A, char. B circuit breaker, 6-8 A, char. C circuit breaker
Connection System	Screw connection
Dimensions W x D x H	50 x 125 x 130 mm
Weight	950 g