

Spectralink IP-DECT Base Station

# Installation Guide

## Copyright Notice

© 2017 - 2018 Spectralink Corporation All rights reserved. Spectralink™, the Spectralink logo and the names and marks associated with Spectralink's products are trademarks and/or service marks of Spectralink Corporation and are common law marks in the United States and various other countries. All other trademarks are property of their respective owners. No portion hereof may be reproduced or transmitted in any form or by any means, for any purpose other than the recipient's personal use, without the express written permission of Spectralink.

All rights reserved under the International and pan-American Copyright Conventions. No part of this manual, or the software described herein, may be reproduced or transmitted in any form or by any means, or translated into another language or format, in whole or in part, without the express written permission of Spectralink Corporation.

Do not remove (or allow any third party to remove) any product identification, copyright or other notices.

## Notice

Spectralink Corporation has prepared this document for use by Spectralink personnel and customers. The drawings and specifications contained herein are the property of Spectralink and shall be neither reproduced in whole or in part without the prior written approval of Spectralink, nor be implied to grant any license to make, use, or sell equipment manufactured in accordance herewith.

Spectralink reserves the right to make changes in specifications and other information contained in this document without prior notice, and the reader should in all cases consult Spectralink to determine whether any such changes have been made.

NO REPRESENTATION OR OTHER AFFIRMATION OF FACT CONTAINED IN THIS DOCUMENT INCLUDING BUT NOT LIMITED TO STATEMENTS REGARDING CAPACITY, RESPONSE-TIME PERFORMANCE, SUITABILITY FOR USE, OR PERFORMANCE OF PRODUCTS DESCRIBED HEREIN SHALL BE DEEMED TO BE A WARRANTY BY SPECTRALINK FOR ANY PURPOSE, OR GIVE RISE TO ANY LIABILITY OF SPECTRALINK WHATSOEVER.

## Warranty

The Product Warranty and Software License and Warranty and other support documents are available at <http://support.spectralink.com/>.

## Contact Information

US Location  
+ 1 800-775-5330

Spectralink Corporation  
2560 55th Street  
Boulder, CO 80301  
USA

[info@spectralink.com](mailto:info@spectralink.com)

UK Location  
+44 (0) 20 3769 9800

Spectralink Europe UK  
329 Bracknell, Doncastle Road  
Bracknell, Berkshire, RG12 8PE  
United Kingdom

[infoemea@spectralink.com](mailto:infoemea@spectralink.com)

Denmark Location  
+45 75602850

Spectralink Europe ApS  
Bygholm Søpark 21 E Stuen  
8700 Horsens  
Denmark

[infoemea@spectralink.com](mailto:infoemea@spectralink.com)

# Contents

<b>About This Guide</b> .....	<b>4</b>
<b>Related Documentation</b> .....	<b>4</b>
<b>Description of Base Station</b> .....	<b>6</b>
<b>Installing the Spectralink IP-DECT Base Station</b> .....	<b>7</b>
<b>Frequency Bands</b> .....	<b>7</b>
<b>Environmental Considerations</b> .....	<b>7</b>
<b>Power Requirements for the Base Station</b> .....	<b>8</b>
<b>Base Station Appearance and Components</b> .....	<b>9</b>
<i>Base Station LED Indicators</i> .....	<i>11</i>
<i>Base Station Reset Button</i> .....	<i>11</i>
<b>How to Wall Mount the Base Station</b> .....	<b>12</b>
<b>Recording the Installation Information</b> .....	<b>12</b>
<b>Product Compatibility</b> .....	<b>13</b>

## About This Guide

This guide explains how to install the Spectralink IP-DECT Base Station.

This guide is intended for qualified technicians and the reader is assumed to have a basic knowledge about the Spectralink IP-DECT/DECT Server, Spectralink IP-DECT Base Station and Spectralink DECT Repeater.

## Related Documentation

All Spectralink documents are available at <http://support.spectralink.com/>.

Safety and Handling information is available online at <http://support.spectralink.com/products>.

Regulatory information is available online at <http://support.spectralink.com/products>.

Subject	Documentation
Spectralink DECT Handset	For more information about the handset, refer to the user guide available online at <a href="http://support.spectralink.com/products">http://support.spectralink.com/products</a> .
Site Survey Function in Handset	For more information about the site survey function in handset, refer to the guide available online at <a href="http://support.spectralink.com/products">http://support.spectralink.com/products</a> .
Synchronization and Deployment	For more information about synchronization and deployment, refer to the guide available online at <a href="http://support.spectralink.com/products">http://support.spectralink.com/products</a> .
Spectralink IP-DECT/DECT Server	For more information about the server, refer to the guide available online at <a href="http://support.spectralink.com/products">http://support.spectralink.com/products</a> .
Spectralink DECT Repeater	For more information about the repeater, refer to the guide available online at <a href="http://support.spectralink.com/products">http://support.spectralink.com/products</a> .
Provisioning	For more information about provisioning, refer to the guide available online at <a href="http://support.spectralink.com/products">http://support.spectralink.com/products</a> .
Spectralink Technical Bulletins	Available online at <a href="http://support.spectralink.com/products">http://support.spectralink.com/products</a> .
Release Notes	Document that describes software changes, bug fixes, outstanding issues, and hardware compatibility considerations for new software releases. Available online at <a href="http://support.spectralink.com/products">http://support.spectralink.com/products</a> .

Subject	Documentation
Spectralink DECT Training material	<p>In order to gain access to the Spectralink training material, you must attend training and become Spectralink Certified Specialist.</p> <p>Please visit <a href="http://partneraccess.spectralink.com/training/classroom-training">http://-partneraccess.spectralink.com/training/classroom-training</a> for more information and registration.</p>

## Description of Base Station



The Spectralink IP-DECT Base Station is to be used with both Spectralink IP-DECT Server 400/6500 and Spectralink DECT Server 2500/8000.

The Spectralink IP-DECT Base Station is designed with two internal antennas and supports antenna diversity.

The Spectralink IP-DECT Base Station is designed with connector for External Antenna.

The Spectralink IP-DECT Base Station is also able to carry out a handover between the RF channels under the same Spectralink IP-DECT Base Station, and handles up to 12 (depending on synchronization configuration) DECT speech channels simultaneously.

The Spectralink IP-DECT Base Station is able to frame synchronize with other Spectralink IP-DECT Base Stations under the same Spectralink IP-DECT/DECT Server

The Spectralink IP-DECT Base Station can be powered over ethernet (PoE/802.3af) or by a separate power supply (available separately).

The DECT radius of coverage is up to 600 meters/2000 feet with a handset in free sight.

# Installing the Spectralink IP-DECT Base Station

Below you will find information about installing the base station.



**Note:**

Before you install the equipment, ensure that a site planner defines the location of the base stations.

Before you begin the installation, determine the position of the base station for best coverage. The average coverage within buildings is 30 meters/100 feet.

The coverage depends on the construction of the building, architecture, and the choice of building materials.

## Frequency Bands

- EMEA, Australia & New Zealand: 1G8: 1880 – 1900 MHz
- South America: 1G9: 1910 – 1930 MHz
- USA & Canada: 1G9: 1920 – 1930 MHz (DECT 6.0)

## Environmental Considerations

- Do not install a device near metal objects and steel constructions.
- Do not position devices in ducts, plenums or hollow spaces used to transport environmental air except where the duct, plenum or hollow space is created by a suspended ceiling having lay-in panels.
- Do not position devices behind furniture.
- The installation area must be clean, free of traffic and excess dust, dry, and well ventilated.
- The installation area must be within the temperature ranges of 10°C and 40°C/50°F and 104°F.
- The installation area must be between 20% and 80% non-condensing relative humidity.
- For best RF coverage, the device must be mounted vertically on walls.

## *Power Requirements for the Base Station*

The Spectralink IP-DECT Base Station uses:

- Power over Ethernet (PoE 802.3af).
- Maximum power supply consumption is 3.0W (IEEE 802.3af class 1 device).

Use a standard PoE adapter or a PoE-enabled port on a switch adhering to PoE 802.3af when connecting the base station to a PoE power source.


Use an 8V-DC power supply when using a port without PoE.



## Base Station Appearance and Components


Below you will find a description of the base station appearance and components:

### Spectralink IP-DECT Base Station - rear




1. Holes for wall mounted screws
2. Connection to LAN

### IP-DECT Base Station - front



1. LED

## IP-DECT Base Station



1. Reset button
2. DC
3. LINK/Activity Indicator
4. ETH port (power supply by PoE)

## Base Station LED Indicators

Below you will find information about LED indicators on the base station.

### Front Cover

The base station front cover has one indicator describing the base station faults and failures. The indicator is off when the base station is not powered. The LED flashes when the base station initializes. The indicator is on when the base station is operating.

LED Indicator	Meaning
Steady green	OK and idle.
Slow green flashing	OK and active voice call.
Fast green flashing	Busy (all channels are in use).
Slow red flashing	No server connection.
Fast red flashing	No sync over air possible, or sync master is not available, or other error.
Steady red	Reset/shutdown in progress.
Steady red for 5 seconds followed by fast red flashing	Reset to factory settings.

### LAN Port on Face Plate

LED Indicator	Meaning
LINK Indicator - yellow	Link layer software has established connection.
LINK Indicator - green flashing	Activity

## Base Station Reset Button

You can restart or reset the base station by pressing the Reset button on the bottom of face plate of the base station.

The following table contains a description of the different actions that take place when pressing the Reset button.

Press button	Action
Short press (2 to 5 sec.)	System restarts when button is released.
Long press (5 to 9 sec.) until front LED flashes red, then release button	Resets the system to factory default settings (original IP settings - DHCP) and restarts the system. Firmware version is not affected.

## How to Wall Mount the Base Station


The base station must be mounted vertically on the wall for best coverage.

1. Use a twisted pair cable, cat. 5e or higher between the base station and the network switch.
2. Mount the base station onto the wall using the screws accompanying the base station.



**Note:**

When you place the base station on the screws, ensure that the screws do not touch the printed circuit board.



1. Holes for wall mounted screws
2. RJ45 port

3. Connect the network cable to the RJ45 port.
4. After installing the base station you need to power it up. For more information, see "[Power Requirements for the Base Station](#)" on page 8.

## Recording the Installation Information

After completing the installation of the base stations, record the location of each base station and add a descriptive text in the web based Administration Page of the Spectralink IP-DECT/DECT Server under **Base station/IP Base Station** (Spectralink DECT Server 2500/8000) or **Administration/Base stations** (Spectralink IP-DECT Server 400/6500).

## Product Compatibility

If you have any questions about product compatibility, contact your system administrator.

You can use the and Spectralink IP-DECT Base Station with other Spectralink products as identified by the type approval model ID and/or part number located on the label of the product.

### Spectralink Base Station

Spectralink IP-DECT Base Station 1G8	K005
Spectralink IP-DECT Base Station 1G9	K005
Power Supply, 8.0V DC	84642600
External Antenna (with 1 m connection cable)	02319705
Connection cable for External Antenna, 3 m	14002704
Connection cable for External Antenna, 7.5 m	14002706

### Spectralink DECT Repeater

Spectralink DECT Repeater 1G8, 2 channels, with connector for external antenna	K018B (02440000)
Spectralink DECT Repeater 1G9, 2 channels, with connector for external antenna	K018B (02441000)
Spectralink DECT Repeater 1G8, 2 channels, without connector for external antenna	K018 (02441100)
Spectralink DECT Repeater 1G9, 2 channels, without connector for external antenna	K018 (02441200)
Spectralink DECT Repeater 1G8, 4 channels, with connector for external antenna	K018 (02441600)
Spectralink DECT Repeater 1G9, 4 channels, with connector for external antenna	K018 (02440200)
Spectralink DECT Repeater 1G8, 4 channels, without connector for external antenna	K018C (02334601)
External Antenna (with 1 m connection cable)	02319705
Connection cable for External Antenna, 3 m	14002704
Connection cable for External Antenna, 7.5 m	14002706
Power Supply (9.0V DC, 350mA)	84642602
Repeater Programming Kit	02509210

**Spectralink Server**

Spectralink IP-DECT Server 400	K005 (02344500 / 02344501)
Spectralink IP-DECT Server 6500	K006 (02350000)
Spectralink DECT Server 2500	K017 (0270xxxx)
Spectralink DECT Server 8000	K016 (023389xx)
Power Supply, 8.0V DC (only Server 200 and Server 400)	84642600
External Antenna (with 1 m connection cable) (only Server 200 and Server 400)	02319705
Connection cable for External Antenna, 3 m (only Server 200 and Server 400)	14002704
Connection cable for External Antenna, 7.5 m (only Server 200 and Server 400)	14002706
Power Supply, 19.0V (only Server 2500)	84769905
Power Supply, 19.0V (only Server 8000)	84769902
Cable for Power Supply: AU version	84687011
Cable for Power Supply: DK version	84687012
Cable for Power Supply: EU version	84687013
Cable for Power Supply: UK version	84687014

**Spectralink DECT Media Resource**

Spectralink DECT Media Resource (only Server 6500)	K006
--	------