

HPE Aruba Networking 530 Series Campus Access Points

Very high Wi-Fi 6 (802.11ax) performance with dual radios



Key features

- Up to 2.97 Gbps combined peak data rate
- WPA3 and Enhanced Open security
- Built-in technology that resolves sticky client device issues or Wi-Fi 6 and Wi-Fi 5 devices
- OFDMA and MU-MIMO for enhanced multiuser efficiency
- IoT-ready Bluetooth 5 and Zigbee support
- Embedded ranging technology for accurate indoor location measurements

HPE Aruba Networking Wi-Fi 6 access points (APs) provide high performance connectivity for any organization experiencing growing numbers of Internet of Things (IoT) and mobility requirements. With a combined peak data rate of up to 2.97 Gbps, the HPE Aruba Networking 530 Series Campus Access Points deliver the speed and reliability needed for any enterprise.

Incredible efficiency

The HPE Aruba Networking 530 Series Campus Access Points are also designed to optimize user experience by increasing Wi-Fi efficiency and dramatically reducing airtime contention between clients device.

Features include orthogonal frequency-division multiple access (OFDMA), bidirectional multiuser MIMO (MU-MIMO) and cellular optimization. With up to four spatial streams (4SS) and 160 MHz channel bandwidth, the 530 Series provides groundbreaking wireless capabilities for any enterprise.

Advantages of OFDMA

This capability allows APs to handle multiple Wi-Fi 6 capable clients device concurrently in a single transmit or receive time slot, regardless of device or traffic type. Timeslot and utilization are optimized by handling each transaction through smaller subcarriers or resource units (RUs), allowing clients device to share a channel rather than compete for airtime and bandwidth.

Bi-directional MU-MIMO

Similar to downlink MU-MIMO in Wi-Fi 5 (802.11ac Wave 2), the 530 Series can simultaneously connect clients device using downlink — and now — uplink spatial streams. The added benefit is the ability to multiply the number of clients device that can now send traffic, thus optimizing client-to-AP spatial stream diversity.

Wi-Fi 6 and MU-MIMO aware client optimization

HPE Aruba Networking patented AI-powered ClientMatch technology helps eliminate sticky client device issues by placing Wi-Fi 6 capable devices on the best available AP. Session metrics are used to steer mobile devices to the best AP based on available bandwidth, types of applications being used and traffic type — even as users roam.

HPE Aruba Networking Advanced Cellular Coexistence

This feature uses built-in filtering to automatically helps minimize the impact of interference from cellular networks, distributed antenna systems (DAS), and commercial small cell or femtocell equipment.

Intelligent Power Monitoring

HPE Aruba Networking APs continuously monitor and report hardware energy consumption. They can also be configured to enable or disable capabilities based on available Power over Ethernet (PoE) power — ideal when wired switches have exhausted their power budget.

IoT platform capabilities

Like all HPE Aruba Networking Wi-Fi 6 APs, the 530 Series includes an integrated Bluetooth 5 and 802.15.4 radio (for Zigbee support) to simplify deploying and managing IoT-based location services, asset tracking services, security solutions, and IoT sensors. This allows organizations to leverage the 530 Series as an IoT platform, which helps eliminate the need for an overlay infrastructure and additional IT resources.

Target Wake Time

Ideal for IoTs that communicate infrequently, Target Wake Time (TWT) establishes a schedule when clients device need to communicate with an AP. This helps improve client device power savings and reduces airtime contention with other clients device.

Foundation for accurate indoor location

HPE Aruba Networking APs act as a foundation for accurate indoor location so that location-aware services can be deployed at scale. Using embedded GPS receivers, Wi-Fi 6E APs are able to self-locate and work with Wi-Fi 6 APs to establish reference points that can be used to accurately determine indoor client device location.

Because they use universal latitude and longitude coordinates, there is no need for custom map development or to create separate applications for indoor and outdoor environments.

Secure infrastructure

The HPE Aruba Networking 530 Series Campus Access Points include components of HPE Aruba Networking 360 Secure Fabric to help protect user authentication and wireless traffic. Select capabilities include:

WPA3 and Enhanced Open

Support for stronger encryption and authentication is provided through the latest version of WPA for enterprise protected networks.

Enhanced Open offers seamless new protection for users connecting to open networks where each session is automatically encrypted to protect user passwords and data on guest networks.



WPA2-MPSK

MPSK enables simpler passkey management for WPA2 devices — should the Wi-Fi password on one device or device type change; no additional changes are needed for other devices. It requires HPE Aruba Networking NAC.

VPN tunnels

In remote AP (RAP) and IAP-VPN deployments, the HPE Aruba Networking 530 Series can be used to establish a secure SSL/IPSec VPN tunnel to a mobility controller that is acting as a VPN concentrator.

Trusted Platform Module

For enhanced device assurance, all HPE Aruba Networking APs have an installed Trusted Platform Module (TPM) for secure storage of credentials and keys, and boot code.

Simple and secure access

To simplify policy enforcement, the HPE Aruba Networking 530 Series Campus Access Points use our Policy Enforcement Firewall (PEF) feature to encapsulate all traffic from the AP to the Mobility Controller (or gateway) for end-to-end encryption and inspection. Policies are applied based on user role, device type, applications, and location. This reduces the manual configuration of service set identifiers (SSIDs), VLANs and access control lists (ACLs). PEF also serves as the underlying technology for HPE Aruba Networking Dynamic Segmentation.

High-density connectivity

Like the higher-end 550 Series AP, each 530 Series AP provides connectivity for a maximum of 1024 associated clients device per radio (2048 in total). In real-world scenarios, the maximum recommended client device density is dependent on environmental conditions.

Flexible management and operations

Our unified APs can operate as stand-alone APs or with a gateway for greater scalability, security, and manageability. APs can be deployed using Zero Touch Provisioning — without on-site technical expertise — for ease of implementation in branch offices and for remote work.

HPE Aruba Networking APs can be managed using cloud-based or on-premises solutions for campus, branch, or remote work environments.

HPE Aruba Networking Central provides a single pane of glass for overseeing every aspect of wired and wireless LANs, WANs, and VPNs. AI-powered analytics, end-to-end orchestration and automation, and advanced security features are built natively into the solution.

Additional Wi-Fi features

Each AP also includes the following standards-based technologies:

Transmit beamforming

Increased signal reliability and range

Dynamic Frequency Selection

Optimized use of available radio frequency (RF) spectrum

Maximum ratio combining

Improved receiver performance

Cyclic delay / shift diversity

Greater downlink RF performance

Space-time block coding

Increased range and improved reception

Low-Density Parity Check

High-efficiency error correction for increased throughput

Specifications**Hardware variants**

- AP-534: External antenna models
- AP-535: Internal antenna models

Wi-Fi radio specifications

- AP type: Indoor, dual radio, 5G Hz and 2.4 GHz 802.11ax 4x4 MIMO
- 5 GHz radio: Four spatial stream HE80 (or 2SS HE160) MIMO for up to 2.4 Gbps wireless data rate
- 2.4 GHz radio: Four spatial stream HE40 (HE20) MIMO for up to 1147 Mbps (574 Mbps) wireless data rate
- Both downlink and uplink MU-MIMO in 5 GHz, downlink only in 2.4 GHz
- Support for up to 1024 associated client devices per radio, and up to 16 BSSIDs per radio



- Supported frequency bands (country-specific restrictions apply):
 - 2.400 to 2.4835 GHz ISM
 - 5.150 to 5.250 GHz U-NII-1
 - 5.250 to 5.350 GHz U-NII-2A
 - 5.470 to 5.725 GHz U-NII-2C
 - 5.725 to 5.850 GHz U-NII-3/ISM
 - 5.850 to 5.895 GHz U-NII-4
 - Available channels: Dependent on configured regulatory domain
 - Dynamic Frequency Selection (DFS) optimizes the use of available RF spectrum
 - Including Zero-Wait DFS (ZWDIFS) to accelerate channel changes
 - Supported radio technologies:
 - 802.11b: Direct-sequence spread spectrum (DSSS)
 - 802.11a/g/n/ac: Orthogonal frequency-division multiplexing (OFDM)
 - 802.11ax: OFDMA with up to 37 resource units (for an 80 MHz channel)
 - Supported modulation types:
 - 802.11b: BPSK, QPSK, CCK
 - 802.11a/g/n: BPSK, QPSK, 16-QAM, 64-QAM, 256-QAM (proprietary extension)
 - 802.11ac: BPSK, QPSK, 16-QAM, 64-QAM, 256-QAM, 1024-QAM (proprietary extension)
 - 802.11ax: BPSK, QPSK, 16-QAM, 64-QAM, 256-QAM, 1024-QAM
 - 802.11n high-throughput (HT) support: HT20/40
 - 802.11ac very high-throughput (VHT) support: VHT20/40/80/160
 - 802.11ax high-efficiency (HE) support: HE20/40/80/160
 - Supported data rates (Mbps):
 - 802.11b: 1, 2, 5.5, 11
 - 802.11a/g: 6, 9, 12, 18, 24, 36, 48, 54
 - 802.11n: 6.5 to 600 (MCS0 to MCS31, HT20 to HT40), 800 with 256-QAM
 - 802.11ac: 6.5 to 1733 (MCS0 to MCS9, NSS = 1 to 4, VHT20 to VHT160), 2166 with 1024-QAM
 - 802.11ax (2.4 GHz): 3.6 to 1,147 (MCS0 to MCS11, NSS = 1 to 4, HE20 to HE40)
 - 802.11ax (5 GHz): 3.6 to 2402 (MCS0 to MCS11, NSS = 1 to 4, HE20 to HE160)
 - 802.11n/ac/ax packet aggregation: A-MPDU, A-MSDU
 - Transmit power: Configurable in increments of 0.5 dBm
 - Maximum (aggregate, conducted total) transmit power (limited by local regulatory requirements)
 - 2.4 GHz band: +24 dBm (18 dBm per chain)
 - 5 GHz band: +24 dBm (18 dBm per chain)
 - Note: Conducted transmit power levels exclude antenna gain. For total (EIRP) transmit power, add antenna gain.
 - HPE Aruba Networking Advanced Cellular Coexistence (ACC) helps minimize the impact of interference from cellular networks
 - Maximum ratio combining (MRC) for improved receiver performance
 - Cyclic delay / shift diversity (CDD/CSD) for improved downlink RF performance
 - Space-time block coding (STBC) for increased range and improved reception
 - Low-Density Parity Check (LDPC) for high-efficiency error correction and increased throughput
 - Transmit beamforming (TxBF) for increased signal reliability and range
 - 802.11ax TWT to support low-power client devices
 - 802.11mc Fine Timing Measurement (FTM) for precision distance ranging
- Wi-Fi antennas**
- AP-534: Four (female) RP-SMA connectors for external dual band antennas (A0 through A3, corresponding with radio chains 0 through 3). Worst-case internal loss between radio interface and external antenna connectors (due to diplexing circuitry): 0.8 dB in 2.4 GHz and 1.3 dB in 5 GHz
 - AP-535: Four integrated dual-band downtilt omnidirectional antennas for 4x4 MIMO with a peak antenna gain of 3.5 dBi in 2.4 GHz and 5.4 dBi in 5 GHz. Built-in antennas are optimized for horizontal ceiling mounted orientation of the AP. The downtilt angle for maximum gain is roughly 30°
 - A mix of horizontally and vertically polarized antenna elements is used
 - Combining the patterns of each of the antennas of the MIMO radios, the peak gain of the combined, average pattern is 1.9 dBi in 2.4 GHz and 3.5 dBi in 5 GHz.



Other interfaces

- E0, E1: HPE SmartRate port (RJ-45, maximum negotiated speed 5 Gbps)
 - Auto-sensing link speed (100/1000/2500/5000BASE-T) and MDI / MDX
 - 2.5 Gbps and 5 Gbps speeds comply with NBase-T and 802.3bz specifications
 - PoE-PD: 48 Vdc (nominal) 802.3at/bt PoE (class 4 or higher)
 - 802.3az Energy Efficient Ethernet (EEE)
 - Link Aggregation Control Protocol (LACP) support between both network ports for redundancy and increased capacity
 - PoE power can be drawn from either port (single source, or set to prioritize) or both ports are simultaneously (set to combine); When set to prioritize, the AP draws power from E0 and may failover to E1.
 - DC power interface: 48 Vdc (nominal, +/-5%), accepts 1.35 mm / 3.5 mm center-positive circular plug with 9.5 mm length
 - USB 2.0 host interface (Type A connector)
 - Capable of sourcing up to 1A / 5W to an attached device
 - Bluetooth 5.0 Low Energy (BLE5.0) and Zigbee (802.15.4) radio (2.4 GHz)
 - BLE: Up to 8 dBm transmit power (class 1) and –95 dBm receive sensitivity
 - Zigbee: Up to 8 dBm transmit power and –99 dBm receive sensitivity
 - Integrated vertically polarized omnidirectional antenna with roughly 30° downtilt and peak gain of 3.1 dBi (AP-535) or 5.0 dBi (AP-534)
 - Visual indicators (two multicolor LEDs): For system and radio status
 - Reset button: Factory reset, LED mode control (normal/off)
 - Serial console interface (proprietary, micro-B USB physical jack)
 - Kensington security slot
- Power sources and power consumption**
- The AP supports direct DC power and PoE; (on port E0 and/or E1)
 - When PoE power is supplied to both Ethernet ports, the AP can be configured to combine or prioritize power sources
 - When both DC and PoE power sources are available, DC power takes priority over PoE
 - Power sources are sold separately; see the following ordering information section for details
 - When powered by DC, 802.3bt (class 5) PoE or 2x 802.3at (class 4) PoE, the AP will operate without restrictions
 - When powered by 1x 802.3at (class 4) PoE and with the intelligent power monitoring (IPM) feature disabled, the AP will disable the USB port and disable the other Ethernet port. No other restrictions will be applied in this case (IPM disabled).
 - In the same situation but with IPM enabled, the AP will start up in fully unrestricted mode, but may dynamically apply restrictions depending on the PoE budget and actual power.
 - When using IPM, the actual restrictions that are applied by the feature and the order in which they're applied are configurable.
 - Operating the AP with an 802.3af (class 3 or lower) PoE source is not supported
 - Maximum (worst-case) power consumption:
 - DC powered: 23.3W
 - PoE powered (802.3bt or dual 802.3at): 26.4W
 - PoE powered (802.3at, IPM disabled): 23.3W
 - All the previous numbers are without an external USB device connected. When sourcing the full 5W power budget to such a device, the incremental (worst-case) power consumption for the AP is up to 5.7W (PoE powered) or 5.5W (DC powered)
 - Maximum (worst-case) power consumption in idle mode 13.3W (PoE) or 14.3W (DC)
 - Maximum (worst-case) power consumption in deep-sleep mode: 3.8W (PoE) or 3.6W (DC)
- Mounting details**
- A mounting bracket has been preinstalled on the back of the AP. This bracket is used to secure the AP to any of the mount kits (sold separately); see the following ordering information section for details.
- Mechanical specifications**
- Dimensions/weight (AP-535; unit, excluding mount bracket):
 - 240 mm (W) x 240 mm (D) x 57 mm (H) / 9.4" (W) x 9.4" (D) x 2.2" (H)
 - 1,270g / 44.8oz
 - Dimensions/weight (AP-535; shipping):
 - 285 mm (W) x 300 mm (D) x 105 mm (H) / 11.2" (W) x 11.9" (D) x 4.1" (H)
 - 1,930g / 68.1oz



Environmental specifications

- Operating conditions
 - Temperature: 0°C to +50°C/+32°F to +122°F
 - Humidity: 5% to 93% noncondensing
 - AP is plenum rated for use in air-handling spaces
 - ETS 300 019 class 3.2 environments
- Storage and transportation conditions
 - Temperature: –40°C to +70°C/ –40°F to +158°F
 - Humidity: 5% to 93% non-condensing
 - ETS 300 019 classes 1.2 and 2.3 environments

Reliability

Mean time between failure (MTBF): 995,000 hours (114 years) at +25°C operating temperature.

Regulatory compliance

- FCC/ISED
- CE Marked
- Radio Equipment Directive (RED) Directive 2014/53/EU
- Electromagnetic compatibility (EMC) Directive 2014/30/EU
- Low Voltage Directive 2014/35/EU
- UL/IEC/EN 62368-1
- EN 60601-1-1, EN60601-1-2
- Railway certs (AP-535 Only):
 - EN 50155:2017 — Railway applications
 - EN 50121-1:2017 — Railway EMC
 - EN 50121-3-2 — Railway EMC
 - EN 50121-4:2016 — Railway immunity
 - IEC 61373 ed2:2008 — Railway shock and vibration. For more country-specific regulatory information and approvals, contact your HPE Aruba Networking representative.

Regulatory model numbers

- AP-534: APIN0534
- AP-535: APIN0535

Certifications

- UL2043 plenum rating
- Wi-Fi alliance:
 - Wi-Fi CERTIFIED a, b, g, n, ac
 - Wi-Fi CERTIFIED 6 (ax)
 - WPA, WPA2 and WPA3 — Enterprise with CNSA option, Personal (SAE), Enhanced Open (OWE)
 - WMM, WMM-PS, W-Fi Agile Multiband
 - Wi-Fi CERTIFIED Location™
- Bluetooth Special Interest Group (SIG)

Warranty

HPE Aruba Networking hardware limited lifetime warranty.

Minimum operating system software versions

- HPE Aruba Networking Wireless Operating System and HPE Aruba Networking Instant OS 8.5.0.0 (with some restrictions). For unrestricted operation, use 8.6.0.0 or later.
- HPE Aruba Networking Wireless Operating System 10.0.0.0



Table 1. RF performance table

Band rate	Maximum transmit power (dBm) per transmit chain	Receiver sensitivity (dBm) per receive chain
2.4 GHz, 802.11b		
1 Mbps	18	-96
11 Mbps	18	-88
2.4 GHz, 802.11g		
6 Mbps	18	-93
54 Mbps	17	-75
2.4 GHz, 802.11n HT20		
MCS0	18	-93
MCS7	16	-75
2.4 GHz, 802.11n HE20		
MCS0	18	-92
MCS11	14	-62
5 GHz, 802.11a		
6 Mbps	18	-93
54 Mbps	17	-75
5 GHz, 802.11n HT20		
MCS0	18	-93
MCS7	16	-73
5 GHz, 802.11n HT40		
MCS0	18	-90
MCS7	16	-70
5 GHz, 802.11ac VHT20		
MCS0	18	-93
MCS9	16	-68
5 GHz, 802.11ac VHT40		
MCS0	18	-90
MCS9	16	-65



Band rate	Maximum transmit power (dBm) per transmit chain	Receiver sensitivity (dBm) per receive chain
5 GHz, 802.11ac VHT80		
MCS0	18	-87
MCS9	16	-62
5 GHz, 802.11ac VHT160		
MCS0	18	-84
MCS9	16	-59
5 GHz, 802.11ax HE20		
MCS0	18	-90
MCS11	14	-60
5 GHz, 802.11ax HE40		
MCS0	18	-87
MCS11	14	-57
5 GHz, 802.11ax HE80		
MCS0	18	-84
MCS11	14	-54
5 GHz, 802.11ax HE160		
MCS0	18	-81
MCS11	13	-51



Antenna patterns

Horizontal planes (top view)

Showing azimuth (0°) and 30° downtilt patterns (averaged patterns for all applicable antennas)

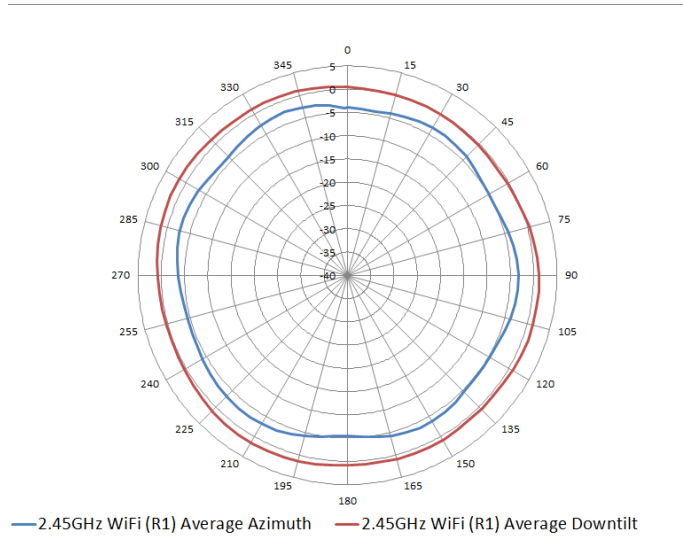


Figure 1. 2.45 GHz Wi-Fi (antennas 0, 1, 2, 3)

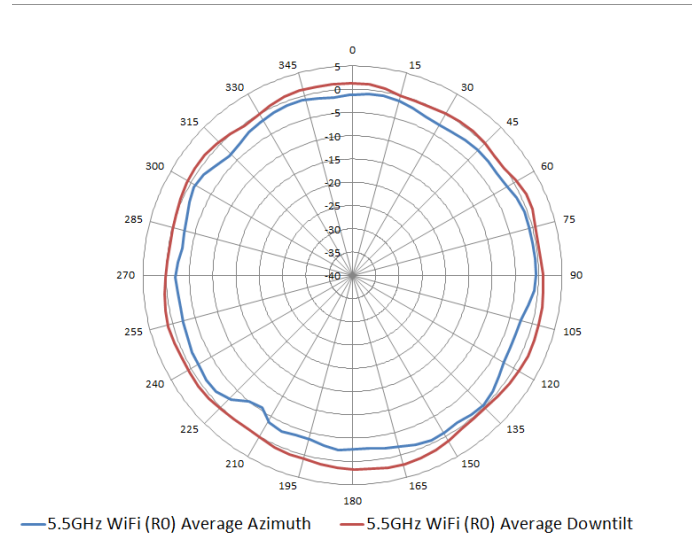


Figure 2. 5.5 GHz Wi-Fi (antennas 0, 1, 2, 3)

Vertical (elevation) planes (side view, AP facing down)

Showing side view with AP rotated 0° and 90° (averaged patterns for all applicable antennas)

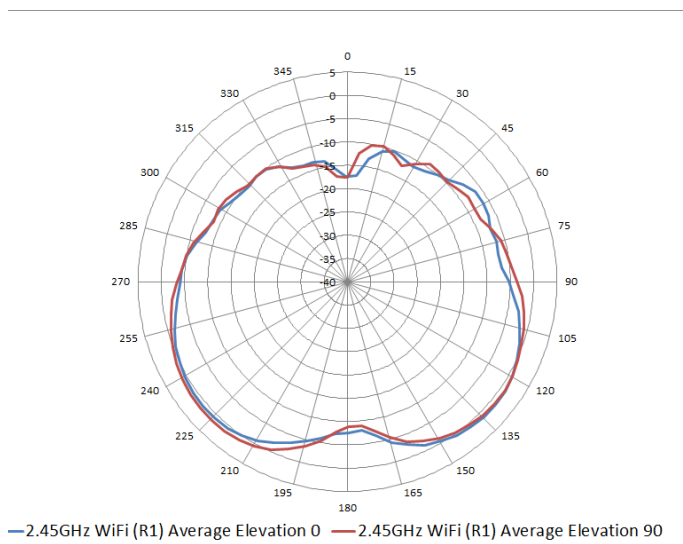


Figure 3. 2.45 GHz Wi-Fi (antennas 0, 1, 2, 3)

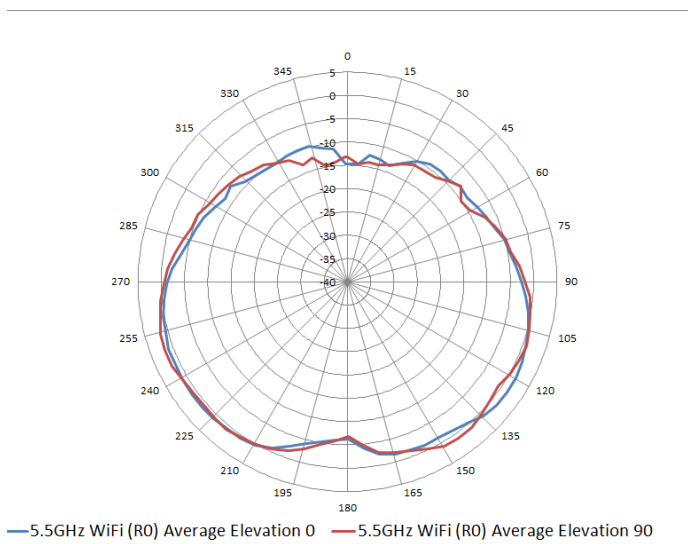


Figure 4. 5.5 GHz Wi-Fi (antennas 0, 1, 2, 3)




Table 2. Ordering information

Part number	Description
HPE Aruba Networking 530 Series Campus Access Points	
JZ328A	HPE Aruba Networking AP-534 (EG) Dual Radio 4x4:4 802.11ax External Antennas Unified Campus AP
JZ329A	HPE Aruba Networking AP-534 (IL) Dual Radio 4x4:4 802.11ax External Antennas Unified Campus AP
JZ330A	HPE Aruba Networking AP-534 (JP) Dual Radio 4x4:4 802.11ax External Antennas Unified Campus AP
JZ331A	HPE Aruba Networking AP-534 (RW) Dual Radio 4x4:4 802.11ax External Antennas Unified Campus AP
JZ332A	HPE Aruba Networking AP-534 (US) Dual Radio 4x4:4 802.11ax External Antennas Unified Campus AP
JZ333A	HPE Aruba Networking AP-535 (EG) Dual Radio 4x4:4 802.11ax Internal Antennas Unified Campus AP
JZ334A	HPE Aruba Networking AP-535 (IL) Dual Radio 4x4:4 802.11ax Internal Antennas Unified Campus AP
JZ335A	HPE Aruba Networking AP-535 (JP) Dual Radio 4x4:4 802.11ax Internal Antennas Unified Campus AP
JZ336A	HPE Aruba Networking AP-535 (RW) Dual Radio 4x4:4 802.11ax Internal Antennas Unified Campus AP
JZ337A	HPE Aruba Networking AP-535 (US) Dual Radio 4x4:4 802.11ax Internal Antennas Unified Campus AP
JZ338A	HPE Aruba Networking AP-534 (EG) TAA Dual Radio 4x4:4 802.11ax External Antennas Unified Campus AP
JZ339A	HPE Aruba Networking AP-534 (IL) TAA Dual Radio 4x4:4 802.11ax External Antennas Unified Campus AP
JZ340A	HPE Aruba Networking AP-534 (JP) TAA Dual Radio 4x4:4 802.11ax External Antennas Unified Campus AP
JZ341A	HPE Aruba Networking AP-534 (RW) TAA Dual Radio 4x4:4 802.11ax External Antennas Unified Campus AP
JZ342A	HPE Aruba Networking AP-534 (US) TAA Dual Radio 4x4:4 802.11ax External Antennas Unified Campus AP
JZ343A	HPE Aruba Networking AP-535 (EG) TAA Dual Radio 4x4:4 802.11ax Internal Antennas Unified Campus AP
JZ344A	HPE Aruba Networking AP-535 (IL) TAA Dual Radio 4x4:4 802.11ax Internal Antennas Unified Campus AP
JZ345A	HPE Aruba Networking AP-535 (JP) TAA Dual Radio 4x4:4 802.11ax Internal Antennas Unified Campus AP
JZ346A	HPE Aruba Networking AP-535 (RW) TAA Dual Radio 4x4:4 802.11ax Internal Antennas Unified Campus AP
JZ347A	HPE Aruba Networking AP-535 (US) TAA Dual Radio 4x4:4 802.11ax Internal Antennas Unified Campus AP

For more ordering information and compatible accessories, see the ordering guide.

Visit [HPE.com](https://www.hpe.com)

 **Chat now (sales)**