



65 GEU 7900B

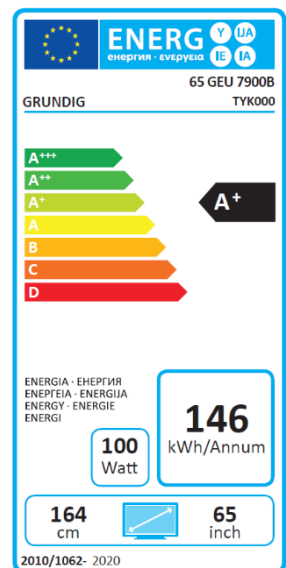
65" / 164 cm

Model type: 65 GEU 7900B

Color: Black

EAN Code: 4013833045267

Product code: TYK000



Technical data

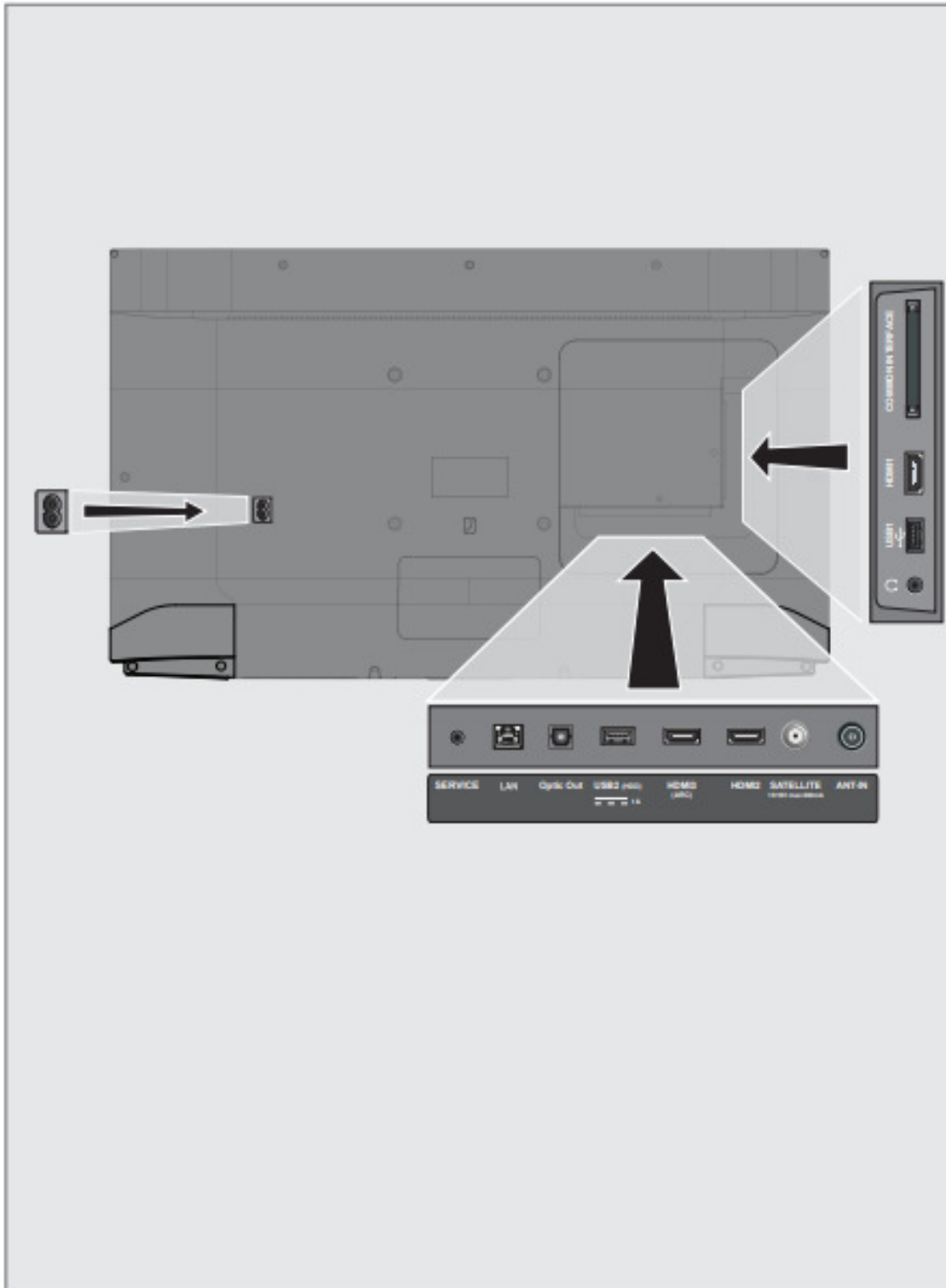
Family	Ocean NX Side Stand
SAP Code	TYK000
Marketing Code	65 GEU 7900B
Display Size	65"/164 cm
EAN Code	4013833045267
Cabinet (TV)	Ocean-1
Resolution	UHD (3.840x2.160)
Color (TV)	Black
Chassis (TV)	NX
DVB Reception	DVB-T2/C/S2
Panel Frequency	50Hz
PPR	_N/A_
VPI	1300
Panel	DIRECT LED (BMS)
Processor (TV)	Quad Core
HDR	Yes
Wide Color Gamut	No
Local Dimming	No
Micro Dimming	No
3D	No
HEVC/H.265	Yes
Energy Class (EP)	A+
Stand-by Power Consumption(W) (EP)	0.45
Nominal Power Consumption (EP)	100.0 watts [joules/second]
Annual On-Mode Energy Consumption (EP)	146 kilowatt-hours
Maximum Power Consumption	156.0 watts [joules/second]
HDMI (TV)	No
HDMI 2.0	3
HDMI CEC	Yes
HDMI ARC	Yes
USB	2
USB 3.0	No
USB Recording	Yes
CI	(CI+)
Ethernet	Yes
WiFi	Internal
Bluetooth (TV)	No

12V	No
Component	No
PC Input	No
Scart	No
Headphones	Yes
3D Glasses	No
Remote Control	TS1 (Netflix)
Motion Picture Improvement	No
Contrast	DCR PLUS
Appstore	Yes (Netrange)
HBB TV	Yes (1.5)
PAT - PIP - PAP	No
Open Browser	Yes
Skype	No
Netflix	Yes
Miracast	Yes (OneWay)
Capture TV Screen	No
DLNA	No
Speaker	2 wide band at the front side
SRS	No
DTS	No
Audio Amplifier	2 x 10/20 W nominal/music power (R/L)
Woofers	No
Dolby Digital	Yes
Auto Channel Search	Yes
EPG	Yes, 8 days via DVB-T, DVB-T2, DVB-C, DVB-S2
Auto Switch Off	Yes
On-Off Timer	Off Timer
2D/3D Converter	No
DivX+HD	No
AVL	Yes
On/Off Switch	Tact switch
Voltage (v)	220-240
Frequency (Hz)	50-60
Stand	Yes
Wall Fixture	400 x 400 mm
Cabinet with stand (WxHxD)	1458,9 x 917,8 x 291,9 mm
Cabinet without stand (WxHxD)	1458,9 x 858 x 85 mm
Weight - Unpacked (kg)	19.350 kilograms
Weight - Packed (kg)	28.000 kilograms
Packaging (WxHxD)	1620 x 1056 x 223 mm

<i>Packaging Type</i>	Carton kraft flexo 2-color
<i>Digital Europe Certification</i>	No
<i>Audio</i>	Magic Fidelity
<i>Stand Foot Distance</i>	1223,6mm

OVERVIEW

Connections of the television set



OVERVIEW

- **AC IN:** Power cord input.
- **SERVICE:** Service only.
- **LAN:** Network connection.
- **Optic Out:** optical audio output.
- **USB2 (HDD):** Data media such as an external hard disk to record programs will be connected here.
- **HDMI3 (ARC):** Input for digital audio and image data.
- **HDMI2:** Input for digital audio and image data.
- **SATELLITE:** Input for satellite antenna signal. Suitable for single-cable SCR system.
- **ANT IN:** For antenna cable (terrestrial antenna or cable connection).
- **⊖:** External audio output or headphone jack with adapter.
- **USB 1:** For data media and keyboard.
- **HDMI1:** Input for digital audio and image data.
- **CI:** For CA modules for receiving scramble channels.

Control buttons on the TV

Buttons of the remote control

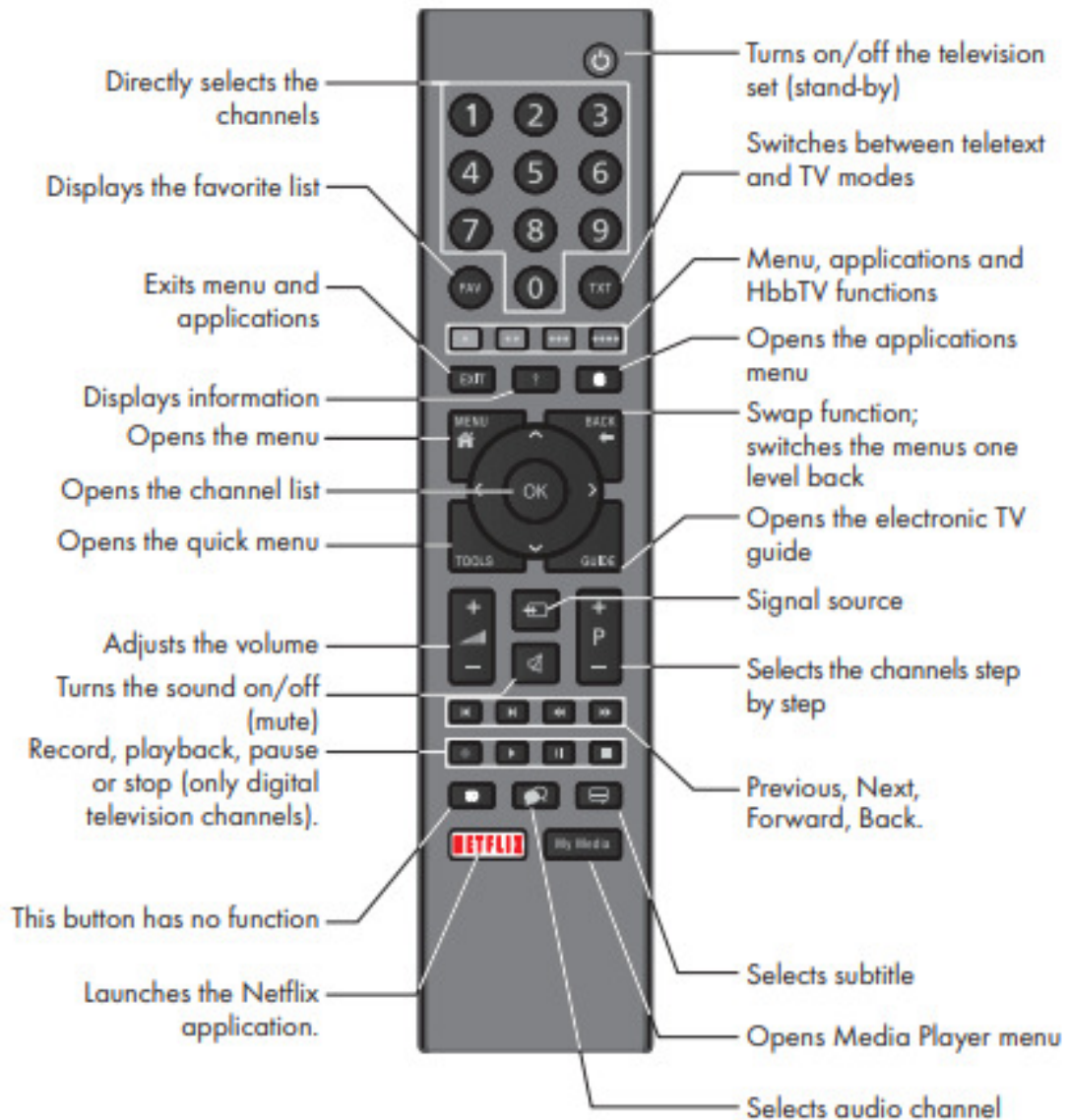


Turning on the television and switching it to standby mode

- 1 Press **⏻/I** to turn on the television in the stand-by mode.
- 2 Press **⏻/I** to switch the television to the stand-by mode.

OVERVIEW

Remote control - main functions



Cursor Control



Moves the cursor up and down in the menus.

Moves the cursor left/right in menus.

Opens channel list; activates various functions.