



24 VLE 4820

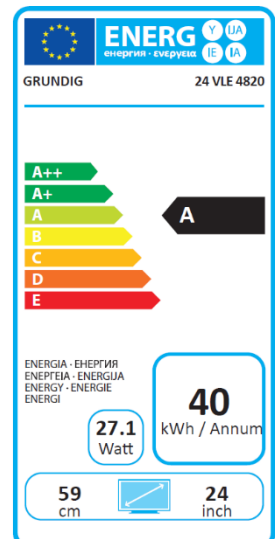
24" / 59 cm

Model type: 4 VLE 4820

Color: Black

EAN Code: 4013833031963

Product code: SMT000



Technical data

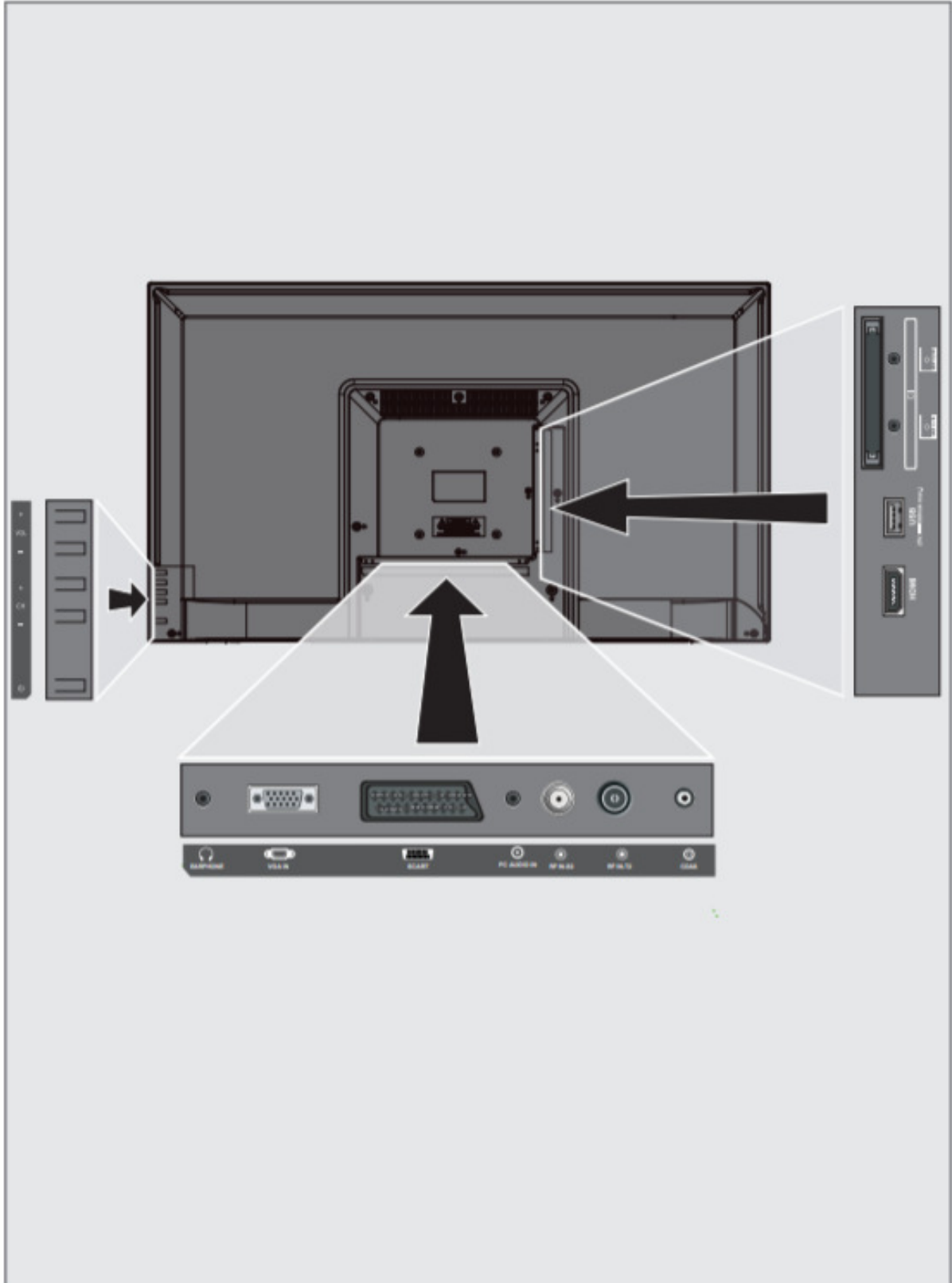
MARKETING CODE	24 VLE 4820
BRAND	GRUNDIG
SAP CODE	SMT000
EAN CODE	4013833031963
VOLTAGE (V)	220-240
FREQUENCY (HZ)	50-60
PLUG TYPE	European
DISPLAY SIZE	24"/59 cm
DISPLAY AREA (TV) DM2	15.0
RESOLUTION	HDR (1.366x768)
PANEL FREQUENCY	50Hz
PPR	500Hz
VPI	200
PANEL	DIRECT LED
3D	No
CONTRAST	700:1 / 1000:1
PEAK LUMINANCE	65%
CHASSIS (TV)	YH
HDR	No
LOCAL DIMMING	No
MICRO DIMMING	No
WIDE COLOR GAMUT	No
QDOT	No
DIGITAL EUROPE CERTIFICATION	No
DISPLAY SIZE (CM) (EP)	59.0 centimeters
DISPLAY SIZE (INCH) (EP)	24.0 inches
PIXEL (HORIZONTAL) (EP)	1366 each
PIXEL (VERTICAL) (EP)	768 each
MOTION PICTURE IMPROVEMENT	No
CINEMA MODE (24P)	No
PICTURE FEATURES	_N/A_
PICTURE MODES	Yes
ASPECT RATIOS	Auto (WSS), 4:3 / 16:9 / 14:9 / Letterbox / Subtitle / Panorama
PAT - PIP - PAP	No
BLUE BACKGROUND	No
ZOOM	Yes
BROADCAST	Digital - HEVC
SYSTEM	Multisystem
TUNING SYSTEM	Autom. Tuning System with country selection, Manuel fine tuning, Direct frequency selection, NTSC playback via scart
TYPE (TV)	TV
DVB RECEPTION	DVB-T2/C/S2
AUTO CHANNEL SEARCH	Yes
EPG	Yes, 7 days via DVB-T, DVB-T2, DVB-C, DVB-S2
PROGRAM MEMORY	100 Analog / 700 T / 700 T2 / 700 C / 3500 S2 / AV

DVB AUTO/MANUEL CHANNEL SEARCH	Yes
ALL TUNER SEARCH	_N/A_
DVB SUBTITLING/LANGUAGE	Yes
USB	1
USB 3.0	No
CAPTURE TV SCREEN	No
LINE-OUT	Yes(Via Headphone)
HDMI (TV)	1
HDMI 2.0	No
PC INPUT	VGA
PC AUDIO IN	Yes
S-VIDEO (TV)	No
COMPONENT	Yes (mini-jack)
DIGITAL AUDIO OUT	coaxial
HEADPHONES	Yes
SCART	1
ETHERNET	No
CI	(CI+)
12V	No
MIRACAST	No
2D/3D CONVERTER	No
HDMI CEC	Yes
HDMI ARC	Yes
STD BY INDICATOR	Red Led
KEYBOARD	5 keys
ON-OFF TIMER	Yes
ZAP - SWAP	- / -
PROGRAM EDIT	Yes
AUTO SWITCH OFF	_N/A_
TELETEXT	1000 pages
CHILD LOCK (TV)	Yes
MENU LANGUAGES	English / Spanish/French / Russian / Arabic / German/Turkish (27 languages)
HOTEL MODE	No
GAME MODE	No
CLOCK ON FRONT CABINET	No
OSD STYLE (TV)	Common
FAVOURITE MODE	Yes
HEVC/H.265	Yes
PROCESSOR (TV)	Single Core
BASIC HOTEL MODE SUPPORT	Yes
GUEST MANAGEMENT	N/A (Not Available)
SKYPE	No
OPEN BROWSER	No
HBB TV	No
APPSTORE	No
ONLINE SW UPDATE	No
RC OVER IP	No
STREAMING	No
DLNA	No
DLNA SUPPORTED FORMATS (AUDIO)/(VIDEO) / (PICTURE)	No

WIFI	No
BLUETOOTH (TV)	No
NETFLIX	No
SAT-TO-IP	N/A
USB RECORDING	No
USB SUPPORTED FILES	.jpg, .jpe, .bmp, .png, .flv, .mpg, .mpe, .vob, .dat, .trp, .ts, .avi, .mp4, .mkv, div
USB SUPPORTED SUBTITLES	SRT, SSA, ASS, SMI, Video SUB
DIVX+HD	No
DVD-COMBO	No
DVD REGION	No
DVD OSD LANGUAGE	None
DVD SUPPORTED FILES/SUBTITLES	No
AUDIO AMPLIFIER	2 x 3/6 W nominal/music power (R/L)
SPEAKER	2 wide band at the front side
AUDIO	Stereo
SRS	No
WOOFER	No
AVL	Yes
EQUALIZER	Yes
SPACE SOUND EFFECT	No
SOUND PRESET	Yes
DOLBY DIGITAL	Yes
DTS	No
WOOFER OUTPUT POWER	No
DTS-CODEC	No
ENERGY CLASS (EP)	A
COLOR (TV)	Black
ON/OFF SWITCH	Tact switch
HARD SWITCH (EP)	No
REMOTE CONTROL	TP6 (New)
STAND	Yes
WEIGHT - PACKED (KG)	3.600 kilograms
WEIGHT - UNPACKED (KG)	2.600 kilograms
PACKAGING (WXHxD)	612 x 422 x 127 mm
CABINET WITH STAND (WXHxD)	552 x 343 x 123 mm
CABINET WITHOUT STAND (WXHxD)	486 x 336 x 75 mm
WALL FIXTURE	100 x 100 mm
STAND FOOT DISTANCE	486mm
VESA SCREW DIAMETER	M4
VESA SCREW LENGTH	10mm

OVERVIEW

Connections of the television set



OVERVIEW

- **CI:** For CA modules for receiving encrypted channels
- **MINI YPbPr IN:** Component, audio/video inlet and outlet (3.5mm jack - with YPbPr converter cable).
- **MINI AV IN:** Audio/video inlet and outlet for camera (3.5 mm jack - with Cinch converter cable).
- **USB:** USB socket for data media.
- **HDMI:** Input for digital audio and image data.
- **COAX:** Coaxial audio output.
- **RF IN-T2:** For antenna cable (terrestrial antenna or cable connection).
- **RF IN-S2:** Satellite antenna input.
- **PC AUDIO IN:** Audio signal input for PC.
- **SCART:** SCART, audio/video input and output.
- **VGA IN:** Image signal input for PC.
- **🔊 EARPHONE:** Headphone jack or external audio output.

Buttons of the remote control

- **VOL+:** Volume up.
- **VOL-:** Volume down.
- **CH+:** Channel up.
- **CH-:** Channel down.
- **🔌:** Turns on the television in the stand-by mode and switches it to the stand-by mode.

Turning on the television and switching it to standby mode

- 1 Press "🔌" to turn on the television in the stand-by mode.
- 2 Press "🔌" to switch the television to stand-by mode.

Adjusting the volume

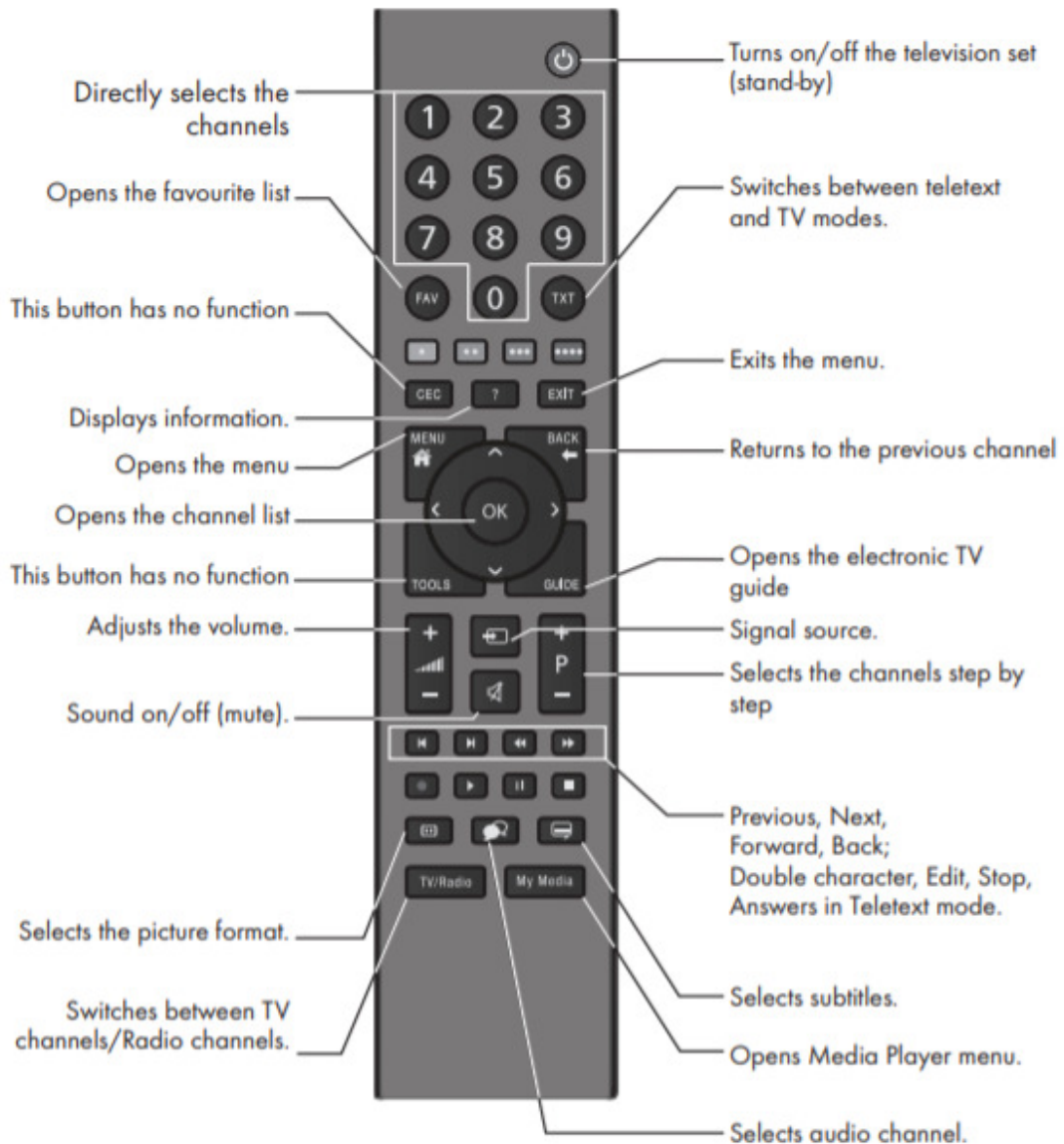
- 1 Use "VOL+" to increase the volume.
- 2 Use "VOL-" to decrease the volume.

Channel up/down

- 1 Use "CH+" to go to the next channel.
- 2 Use "CH-" to go to the previous channel.

OVERVIEW

Remote control - main functions



Cursor Control



Moves the cursor up and down in the menus.

Moves the cursor left/right in menus.

Opens channel list; activates various functions.