



## 55 GEU 7900B

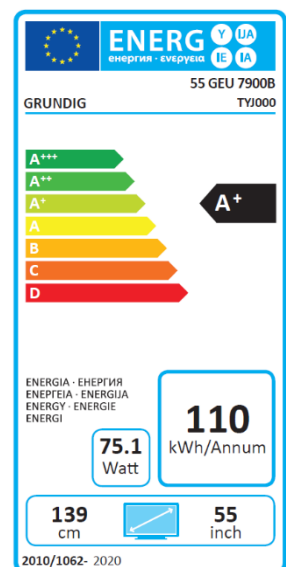
55" / 139 cm

Model type: 55 GEU 7900B

Color: Black

EAN Code: 4013833045250

Product code: TYJ000



## Technical data

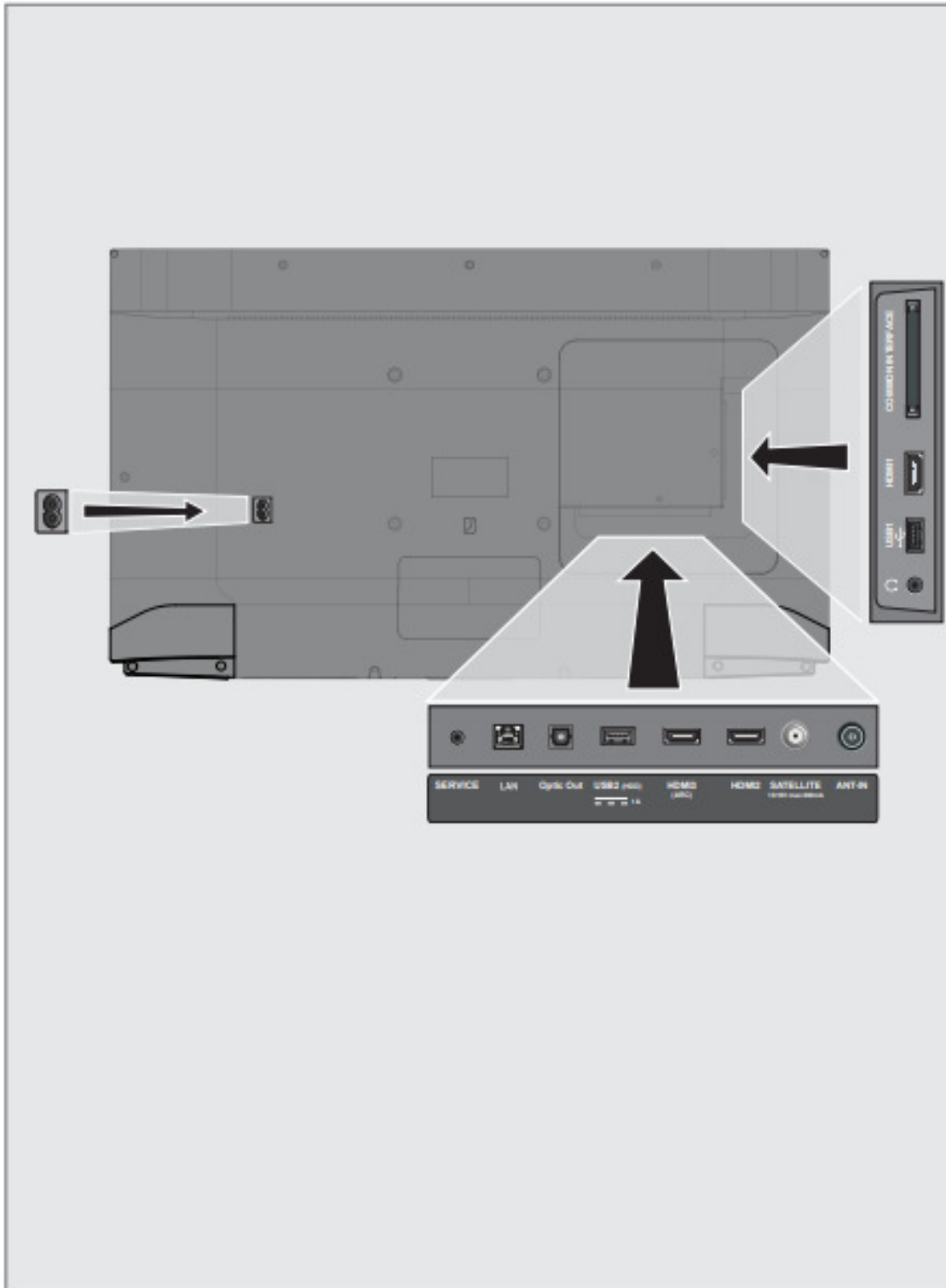
<b>Family</b>	<b>Ocean NX Side Stand</b>
<b>SAP Code</b>	<b>TYJ000</b>
<b>Marketing Code</b>	55 GEU 7900B
<b>Display Size</b>	55"/139 cm
<b>EAN Code</b>	4013833045250
<b>Cabinet (TV)</b>	Ocean-1
<b>Resolution</b>	UHD (3.840x2.160)
<b>Color (TV)</b>	Black
<b>Chassis (TV)</b>	NX
<b>DVB Reception</b>	DVB-T2/C/S2
<b>Panel Frequency</b>	50Hz
<b>PPR</b>	_N/A_
<b>VPI</b>	1300
<b>Panel</b>	DIRECT LED (BMS)
<b>Processor (TV)</b>	Quad Core
<b>HDR</b>	Yes
<b>Wide Color Gamut</b>	No
<b>Local Dimming</b>	No
<b>Micro Dimming</b>	No
<b>3D</b>	No
<b>HEVC/H.265</b>	Yes
<b>Energy Class (EP)</b>	A+
<b>Stand-by Power Consumption(W) (EP)</b>	0.45
<b>Nominal Power Consumption (EP)</b>	75.1 watts [joules/second]
<b>Annual On-Mode Energy Consumption (EP)</b>	110 kilowatt-hours
<b>Maximum Power Consumption</b>	120.0 watts [joules/second]
<b>HDMI (TV)</b>	No
<b>HDMI 2.0</b>	3
<b>HDMI CEC</b>	Yes
<b>HDMI ARC</b>	Yes
<b>USB</b>	2
<b>USB 3.0</b>	No
<b>USB Recording</b>	Yes
<b>CI</b>	(CI+)
<b>Ethernet</b>	Yes
<b>WiFi</b>	Internal
<b>Bluetooth (TV)</b>	No

<b>12V</b>	No
<b>Component</b>	No
<b>PC Input</b>	No
<b>Scart</b>	No
<b>Headphones</b>	Yes
<b>3D Glasses</b>	No
<b>Remote Control</b>	TS1 (Netflix)
<b>Motion Picture Improvement</b>	No
<b>Contrast</b>	DCR PLUS
<b>Appstore</b>	Yes (Netrange)
<b>HBB TV</b>	Yes (1.5)
<b>PAT - PIP - PAP</b>	No
<b>Open Browser</b>	Yes
<b>Skype</b>	No
<b>Netflix</b>	Yes
<b>Miracast</b>	Yes (OneWay)
<b>Capture TV Screen</b>	No
<b>DLNA</b>	No
<b>Speaker</b>	2 wide band at the front side
<b>SRS</b>	No
<b>DTS</b>	No
<b>Audio Amplifier</b>	2 x 10/20 W nominal/music power (R/L)
<b>Woofers</b>	No
<b>Dolby Digital</b>	Yes
<b>Auto Channel Search</b>	Yes
<b>EPG</b>	Yes, 8 days via DVB-T, DVB-T2, DVB-C, DVB-S2
<b>Auto Switch Off</b>	Yes
<b>On-Off Timer</b>	Off Timer
<b>2D/3D Converter</b>	No
<b>DivX+HD</b>	No
<b>AVL</b>	Yes
<b>On/Off Switch</b>	Tact switch
<b>Voltage (v)</b>	220-240
<b>Frequency (Hz)</b>	50-60
<b>Stand</b>	Yes
<b>Wall Fixture</b>	300 x 300 mm
<b>Cabinet with stand (WxHxD)</b>	1238,7 x 784,1 x 239,8 mm
<b>Cabinet without stand (WxHxD)</b>	1238,7 x 733 x 83 mm
<b>Weight - Unpacked (kg)</b>	14.000 kilograms
<b>Weight - Packed (kg)</b>	19.700 kilograms
<b>Packaging (WxHxD)</b>	1357 x 895 x 210 mm

<b><i>Packaging Type</i></b>	Carton kraft flexo 2-color
<b><i>Digital Europe Certification</i></b>	No
<b><i>Audio</i></b>	Magic Fidelity
<b><i>Stand Foot Distance</i></b>	1013,9mm

## OVERVIEW

### Connections of the television set



## OVERVIEW

---

- **AC IN:** Power cord input.
- **SERVICE:** Service only.
- **LAN:** Network connection.
- **Optic Out:** optical audio output.
- **USB2 (HDD):** Data media such as an external hard disk to record programs will be connected here.
- **HDMI3 (ARC):** Input for digital audio and image data.
- **HDMI2:** Input for digital audio and image data.
- **SATELLITE:** Input for satellite antenna signal. Suitable for single-cable SCR system.
- **ANT IN:** For antenna cable (terrestrial antenna or cable connection).
- **⊗:** External audio output or headphone jack with adapter.
- **USB 1:** For data media and keyboard.
- **HDMI1:** Input for digital audio and image data.
- **CI:** For CA modules for receiving scramble channels.

### Control buttons on the TV

#### Buttons of the remote control

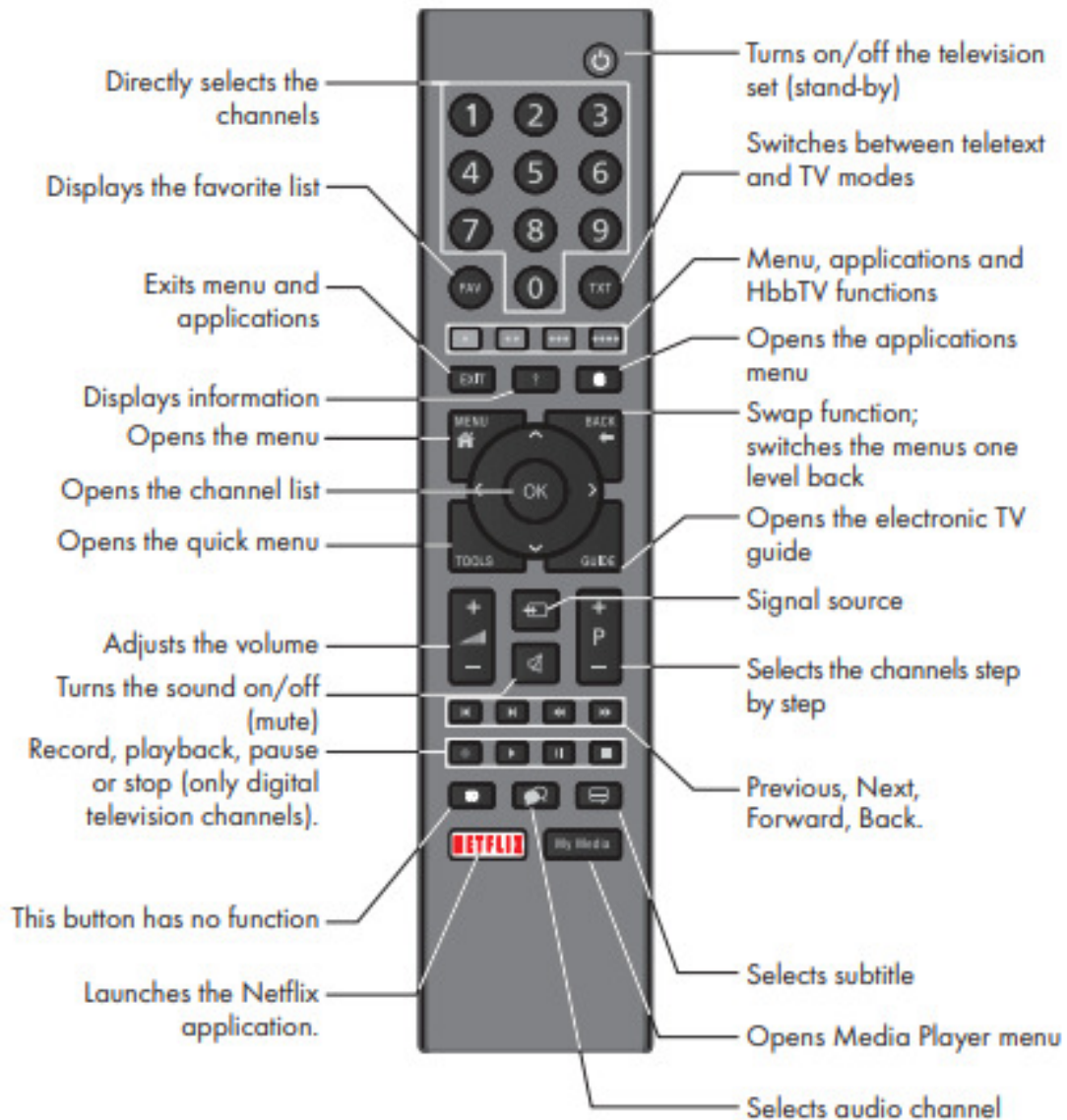


### Turning on the television and switching it to standby mode

- 1 Press **⏻/I** to turn on the television in the stand-by mode.
- 2 Press **⏻/I** to switch the television to the stand-by mode.

## OVERVIEW

### Remote control - main functions



### Cursor Control



Moves the cursor up and down in the menus.

Moves the cursor left/right in menus.

Opens channel list; activates various functions.